

How to access Learning Objects

- Go to www.scootle.com.au
- Select **Login**
- Select **Education & Communities** icon on right hand side
- Search using reference number from learning object eg. L681



Photograph of sheepdog courtesy of Dragi Markovic/National Museum of Australia.

Golden fleece

L681 – Years P–2

Students discover that the mystery object is the Ferrier wool press, which was manufactured around 1878, and used for over 100 years to compact loose fleeces into bales.



Catalogue of digital curriculum resources

2011



Contents

INTRODUCTION	3
LEARNING OBJECTS	4
Golden Fleece	4
The Cobb & Co coach (Years P–2)	4
National parks series (Years P–2)	5
This house series (Years 3–4)	6
This house: settling in Leichhardt (ESL) (Years 3–4)	8
Gold rush series (Years 3–6)	9
Citizens' Arch series (Years 3–6)	10
The <i>Enterprise</i> series (Years 3–6)	11
Heroes of the air (Years 3–6)	12
The journey of the <i>Hong Hai</i> series (Years 3–7)	13
Discovering democracy series (Years 3–12)	14
The first golden age of cricket (Years 5–6)	22
New homes (Years 5–6)	23
Medical emergency at Lonely Creek (Years 5–6)	23
Mystery object: Torres Strait Islands (Years 5–6)	24
Saibai Island canoe (Years 5–6)	24
Film study series (Years 5–7)	25
Biography: Federation people series (Years 5–10)	26
Samuel Cooper: putting the rabble to work (Years 7–8)	29
Nhu Minh: multiculturalism in Australia (Years 7–8)	29
Dorothy Griffin: great Australian women (Years 7–8)	30
Patrick Brennan: the legend of Ned Kelly (Years 7–8)	30
Fiona Chiu: Chinese family tree (Years 7–8)	31
Beth Murray series (Years 7–8)	32
Maggie O'Rourke: the Eureka Stockade (Years 7–8)	33
Peter Dalton: enlistment and the call to war (Years 9–10)	33
Making a difference series (Years 9–10)	34
Nellie Gibson: life during wartime (Years 9–10)	36
Mervyn Bishop series (Years 9–10)	37
Anthony McClorey: Franklin Dam (Years 9–10)	38
Norman Dean: Great Depression (Years 9–10)	39
Unforgettable speeches (Years 11–12)	40
DIGITAL RESOURCES	41
Art Gallery of South Australia	42
Australian War Memorial	43
Australian Voices	44
<i>australianscreen</i> online	45
Getty Images	46
History Trust of South Australia	47
John Curtin Prime Ministerial Library	48
Museum Victoria	49
National Archives of Australia	50
National Film and Sound Archive	51
National Library of Australia	52
National Museum of Australia	53
National Trust of Australia (Western Australia)	54
Northern Territory Library	55
Powerhouse Museum	56
State Library of Queensland	57
THEMES	58
Life on the gold fields: Victoria and Western Australia (Years 5–6)	58
Australia and the Second World War through a multimedia lens (Years 9–10)	61
Protests and land rights (Years 9–10)	64
Political rhetoric and style – 30s, 40s and 50s (Years 9–10)	66

Note: Map of Australia on front page reproduced courtesy National Library of Australia

Introduction


This catalogue contains details about the [Australian history](#) digital curriculum resources made available by The Learning Federation (TLF) to all schools in Australia and New Zealand. The content supports and enhances students' understanding of key concepts in a range of contexts for the P–12 years.

The content includes:

- hundreds of interactive learning and assessment objects
- a large and diverse range of digitised items such as images, film clips, maps, songs, posters and documents.

Learning and assessment objects

The learning and assessment objects are based on current research findings in history education and pedagogy. The objects allow students to explore a range of temporal, spatial, cultural, economic, environmental, socio-political and value perspectives to understand present Australian identities and ways of seeing themselves. Students are encouraged to interrogate, analyse and synthesise information, think critically, solve problems and make decisions.

Learning objects are generally published in series and some are also aggregated into single, larger learning objects. Aggregated learning objects are identified with the  symbol.

An asterisk (*) on the series title indicates that not all the learning objects in that series have been released. The remaining learning objects will be released progressively.

Some learning objects contain non-TLF content. See the acknowledgements and conditions of use in the learning objects for details.

Digital resources

A remarkable range of digitised items licensed from leading Australian and New Zealand cultural and scientific institutions is also available. These items include:



clips from documentaries, newsreels, television programs and feature films



photographs, line drawings, maps and documents



audio files of interviews, broadcasts and speeches.

With each item, TLF supplies an [educational value statement](#) comprising a description and contextual information that enriches the value of the asset for the teacher. This catalogue contains a representative sample of [Australian history](#)-related digital resources licensed from TLF's partner institutions.

Themes

This catalogue also includes examples of how teachers can draw on the extensive range of curriculum content to create thematic collections to challenge and engage students.

Accessing and viewing the content

Government and non-government education authorities in each Australian state and territory and in New Zealand have responsibility for facilitating access to the pool of digital content. Full details about how to access the content, including the necessary technical and software requirements for viewing it, can be found at:

www.ndlrm.edu.au

Warning: Please be aware that this catalogue and TLF digital content may contain references to Aboriginal and Torres Strait Islander people who may have passed away.

Learning objects

Golden fleece (Years P–2)

Students learn that Australia has many sheep, that sheep make wool and that many everyday items are made from wool.

Features include:

- a mystery object for students to investigate.

Students:

- look closely at an unusual historic object and use clues to identify it and work out where it fits in the sheep industry
- understand that sheep are farmed because they grow woolly fleece that can be shorn every year
- identify everyday items made from wool
- discover that Australia has millions of sheep – there are more sheep than people!



Photograph of sheepdog courtesy of Dragi Markovic/National Museum of Australia.

Golden fleece
L681 – Years P–2

Students discover that the mystery object is the Ferrier wool press, which was manufactured around 1878, and used for over 100 years to compact loose fleeces into bales.

This series contains non-TLF content. See Acknowledgements in the learning objects.

The Cobb & Co coach (Years P–2)

Students explore how people travelled and sent messages in the mid-19th century.

Features include:

- illustrations of a range of modern transport methods and communications technologies
- a narrative character to engage the interest of younger children.

Students:

- compare transport and communications in the 1860s and modern-day Australia
- compare the travel experience with a similar trip on a modern bus, and then see how much faster travel is today using transport such as trains, cars and planes
- examine the challenges involved in providing transport and communications services in colonial Australia
- engage with images of a Cobb & Co coach, including illustrations and spoken text describing the significance of the parts
- explore road transport and postal services in colonial Australia.



The Cobb & Co coach
L675 – Years P–2

Students examine a genuine horse-drawn Cobb & Co coach made in the 1860s. Students load the luggage and people onto the coach then trace the journey of coach passengers on a mail delivery trip through country New South Wales.

The Cobb & Co coach contains non-TLF content. See Acknowledgements in the learning object.

National parks series (Years P–2)

Students explore some unusual artefacts created by Myles Dunphy, an early Australian bush conservationist, in the Blue Mountains region of New South Wales. He created these artefacts to help his family enjoy the Australian bush in more comfort.

Features include:

- a mentor character to engage the interest of young children
- a map showing the location of Australia's national parks
- photographs of authentic historical objects and descriptions of their structure and use.

Students:

- explore a case study of an early conservationist family.



National parks: boots in the bush

L669 – Years P–2

Students examine some unusual boots and work out their purpose. As they examine the boots and find out about members of the Dunphy family, students discover the difference between national parks and other areas. Students are prompted to decide who the boots belong to and receive assistive feedback to complete the identification.



Campfire with billy photo courtesy Paul Franklin.

National parks: wheels in the bush

L932 – Years P–2

Students examine a pram customised by Myles Dunphy to take his young son on long bushwalks. The pram unfolds and more information about national parks is uncovered as the students explore the pram.

This series contains non-TLF content. See Acknowledgements in the learning objects.

This house series (Years 3–4)

Students explore the exterior and interior of the houses of people who moved from different parts of the world to different regions in Australia between the 1830s and the early 21st century. Exploration of the various houses in different time periods encourages students to appreciate a wide range of different migration experiences.

Features include:

- descriptions of how migrants have adapted to life in Australia and maintained links with their original culture
- artefacts associated with migrants from a range of countries
- graphics contrasting architectural styles and interior decorations between 1857 and 2000
- a range of experiences and attitudes using fictional characters
- a printable table and key graphics to help students summarise and interpret migrants' experiences.

Students:

- explore, synthesise and interpret information from a range of sources
- match personal memorabilia left in the house to the correct owner using visual and textual clues
- investigate the stories of individuals and groups of people who moved to Australia
- describe a range of effects that migration has on people
- identify strategies migrants use to maintain links with the past.

	<p>This house: settling in Port Adelaide L2705 – Years 3–4</p> <p>Dates of occupancy and migrant's country of origin: 1860, Britain; 1880, Denmark; 1915, Ireland; 1956, Poland.</p>
	<p>This house: settling in Ballarat L2706 – Years 3–4</p> <p>Dates of occupancy and migrant's country of origin: 1857, Britain; 1882, Germany; 1964, Greece; 2000, India.</p>
	<p>This house: settling in Broome L2707 – Years 3–4</p> <p>Dates of occupancy and migrant's country of origin: 1902, Japan; 1912, Malaysia; 1956, Singapore; 1982, New Zealand.</p>

<p>This house: settling in Mackay Inside the house, 1917</p> <p>Objects When you think you know who an object belongs to, move it to the house at the correct period of time.</p> <p>Timeline To move to a different time, go back outside the house.</p> <p>Anna In the Dutch-Indo, I mix with people from my home country. We speak Dutch, dance, sing and talk about the news from Europe. I always bring my beloved Dutch pastries. In a new place, you miss the food from home."</p>	<p>This house: settling in Mackay L6359 – Years 3–4</p> <p>Dates of occupancy and migrant's country of origin: 1890, Britain; 1916, Malta; 1951, Netherlands; 1989, Samoa.</p>
<p>This house: settling in Darwin Outside the house, 2005</p> <p>Objects When you think you know who an object belongs to, move it to the house at the correct period of time.</p> <p>Timeline To move to a different time, go back outside the house.</p> <p>2005 By 2005, Darwin's population was made up of people from more than 10 different cultures. Today people from other countries make up over 40 per cent of Australia's population growth."</p>	<p>This house: settling in Darwin L6360 – Years 3–4</p> <p>Dates of occupancy and migrant's country of origin: 1963, Greece; 1979, Chile; 1995, Thailand; 2005, Vietnam.</p>
<p>This house: settling in Leichhardt Inside the house, 1974</p> <p>Objects When you think you know who an object belongs to, move it to the house at the correct period of time.</p> <p>Timeline To move to a different time, go back outside the house.</p> <p>Amir The Amir Najar. The Lebanese community here helps others by sponsoring them to come out from Lebanon. He sponsored my brother to come here with his family. We'll support him until he can find work."</p>	<p>This house: settling in Leichhardt L6361 – Years 3–4</p> <p>Dates of occupancy and migrant's country of origin: 1885, Ireland; 1926, Italy; 1974, Lebanon; 2005, Tanzania.</p>
<p>This house: settling in Ainslie Outside the house, 1980</p> <p>Objects When you think you know who an object belongs to, move it to the house at the correct period of time.</p> <p>Timeline To move to a different time, go back outside the house.</p> <p>1980 In 1980, Australia was becoming more multicultural. It had an increased number of non-European immigrants, particularly from Asia. Australia accepted many refugees from countries of war, such as Vietnam and Cambodia.</p>	<p>This house: settling in Ainslie L6362 – Years 3–4</p> <p>Dates of occupancy and migrant's country of origin: 1952, Germany; 1968, Britain; 1980, Cambodia; 2002, China.</p>
<p>This house: settling in South Hobart Inside the house, 1949</p> <p>Objects When you think you know who an object belongs to, move it to the house at the correct period of time.</p> <p>Timeline To move to a different time, go back outside the house.</p> <p>Engineer There is a small community of Ukrainians in Hobart. We use each other as church and also get together to share the public and traditional things and share stories. Though our experiences seem very different, our ties to our culture are strong."</p>	<p>This house: settling in South Hobart L6363 – Years 3–4</p> <p>Dates of occupancy and migrant's country of origin: 1838, Britain; 1949, Ukraine; 1958, Netherlands; 2003, Sudan.</p>

This series contains non-TLF content. See Acknowledgements in the learning objects.

This house: settling in Leichhardt (ESL) (Years 3–4)


Students explore the life stories of a range of people who lived in a house in Leichhardt between 1885 and 2005. They find out where they came from, how they got to New South Wales and what they brought with them.

Features include:

- images of artefacts associated with migrants from a range of countries
- graphics contrasting architectural styles and interior decorations between 1885 and 2005
- illustrations of a range of experiences and attitudes, using fictional characters
- a printable table and key graphics to help students summarise and interpret migrants' experiences
- modified language for English as a Second Language users
- a glossary of terms used in the activity.

Students:

- explore, synthesise and interpret information from a range of sources
- investigate the stories of individuals and groups of people who moved to Australia
- describe a range of effects that migration might have on people
- identify strategies migrants use to maintain links with the past.



This house: settling in Leichhardt [ESL]
L9447 – Years 3–4

Students explore how migrants from Ireland, Italy, Lebanon and Tanzania adapted to life in Australia and maintained links with their original culture.

This series contains non-TLF content. See Acknowledgements in the learning objects.

Gold rush series (Years 3–6)

Transplanted to the Ballarat goldfields in 1865, students engage in a simulation game of mining for gold. Their mission is to use limited financial resources to select and buy food, shelter and other requirements to help them complete a successful dig.

Features include:

- prices given in pounds and shillings and a currency converter allowing students to convert amounts to current dollar values
- feedback advising whether or not students' purchases are appropriate to their chosen mining method
- a map showing the countries migrants left to join the gold rush in Australia.

Students:

- choose alluvial or shaft mining, and buy a miner's permit, equipment and supplies appropriate for their chosen mining method
- recognise the challenges that miners faced finding gold, and the importance of the gold rush era in shaping Australia's population during the mid to late 1800s
- learn that gold was discovered in many parts of Australia between 1850 and 1900
- understand that the gold rush era introduced new skills into Australia, and caused a boom in the economy and population growth.



Gold rush: level 1

L702 – Years 3–4

Students dig for gold on the Ballarat goldfields in 1865. They try their luck at alluvial or shaft mining and buy a miner's permit, tools and enough supplies to last a month. They discover how hard life was on the goldfields.



Gold rush: level 2

L680 – Years 5–6

The simulation setting is the same as for *level 1* but the navigation and monetary calculations are more complex.

This series contains non-TLF content. See Acknowledgements in the learning objects.

Citizens' Arch series (Years 3–6)

Students explore the symbolism in the Citizens' Arch built in Melbourne in 1901 and which formed part of the celebrations to mark the federation of Australia's six colonies and the opening of the new Federal Parliament.

Features include:

- information about the arch, its symbols, flags and images of British royalty.

Students:

- recognise the influence of the British Empire in the celebrations and symbols which the Australian people chose to mark the birth of their nation
- understand that Federation was a defining event in the shaping of Australia's identity as a nation.



Photos courtesy of the State Library of Victoria.

Citizens' Arch: an exploration

L671 – Years 3–6

Students explore the design and decorations of the 1901 Citizens' Arch.



Photos courtesy of the State Library of Victoria.

Citizens' Arch: build your own arch

L672 – Years 3–6

Students examine the 1901 Citizens' Arch then design their own arch to represent Australia today. They can choose from a range of flags, portraits and symbols to decorate it. They then compare their new design with the design of the original monument and write an explanation indicating why their design represents modern Australia. Students can print out their design together with the accompanying explanation.



Citizens' Arch: Federation celebrations

L673 – Years 3–6

Students examine documents, memorabilia, and original film footage about the 1901 celebration of Federation. They can also explore a timeline of events leading up to Federation and the election of Australia's first prime minister. They examine flags and maps and showing how the six British colonies in Australia joined to form a new nation.

This series contains non-TLF content. See Acknowledgements in the learning objects.

The *Enterprise* series (Years 3–6)

Students explore paddle steamers and their role in trade and transportation along the river system of south-eastern Australia.

Features include:

- authentic maps and charts of the Murray-Darling river system in the 1890s
- an introductory animation.

Students:

- recognise the importance of the paddle steamer era in shaping the early river trade systems of Australia
- understand that the south-eastern river systems were critical to the development of Australia's inland economy – especially the wool industry.



Photos courtesy of the State Library of Victoria.

The *Enterprise*: paddle steamer on the Murray [Windows version]

L679 – Years 3–6

Students are introduced to Milly, the *Enterprise* captain's 10-year-old daughter. With her help, they can investigate the paddle steamer itself and examine a map of the river system showing the convergence of the Murray, the Murrumbidgee and the Darling, identifying the numerous townships that rapidly sprang up along the banks as a result of the paddle steamer era.



The *Enterprise*: paddle steamer on the Darling [Windows version]

L689 – Years 5–6

Students are invited to captain the *Enterprise* paddle steamer on a graphically animated trade mission up the Darling River in 1890. Students have to pick up a load of wool from a wharf-side station and deliver it to a waiting British wool clipper. Along the way, they need to use the captain's river chart to avoid pitfalls. The chart shows a strip of the Darling River trade route and is covered in scribbled symbols, which students can understand by consulting a key.

This series contains non-TLF content. See Acknowledgements in the learning objects.

Heroes of the air (Years 3–6)

Students learn about two famous flights made by Charles Kingsford Smith and his aircrew: the first trans-Pacific flight in 1928 and the failed trans-Tasman flight of 1935.

Features include:

- historical information about how Australia's physical isolation once severely limited international travel, trade and communications
- newsreel script and images can be printed.

Students:

- explore how the courage and vision shown by aviation pioneers inspired national pride throughout Australia
- examine flight logs, photographs, archival moving image and audio files about each of the flights
- select items to make a multimedia newsreel about the achievements of the early Australian aviators
- explore how aviation pioneers such as Charles Kingsford Smith led the way to overcoming geographical isolation.



Photo of cockpit courtesy of John Burford.

Heroes of the air L682 – Years 3–6

Students explore two historic flights made by Charles Kingsford Smith and his crew. They examine flight logs, including photographs and film footage. They look at the flight path of the first Pacific crossing in 1928 and also retrace the failed Trans-Tasman flight of 1935. Students make their own newsreel from items in the flight log about the achievements of Australia's early aviators.

Heroes of the air contains non-TLF content. See Acknowledgements in the learning object.

The journey of the *Hong Hai* series (Years 3–7)

Students re-create the dramatic and extraordinary 52-day journey of the Vietnamese fishing vessel, *Hong Hai*. This was the first case of refugee 'boat people' landing on Australia's shores.

Features include:

- authentic representations of objects found on the *Hong Hai*.

Students:

- appreciate the courage, perseverance and ingenuity it can take to escape from a country and to complete a long voyage to Australia
- recognise that many refugees experience feelings of loss after leaving and hardship on the journey from their homeland to Australia.
- investigate how many people have migrated to Australia to escape negative events in their homeland.



The journey of the Hong Hai
L779 – Years 3–4

Students can find different objects that were retrieved from the *Hong Hai* after its arrival in Australia. These objects include a wooden Ba Cau shrine, a Rado watch used for navigation, a guitar, playing cards and the captain's binoculars. Through these objects, students can gain insight into the culture, beliefs and experiences of the refugee passengers.



The journey of the Hong Hai: design a museum exhibition
L684 – Years 5–7

Students collect items they see at the stopping points to create their own exhibit about this landmark refugee experience. Students add their own captions to objects and order them according to one of two themes: danger and hardship or courage, determination and hope.

This series contains non-TLF content. See Acknowledgements in the learning objects.

Discovering democracy series (Years 3–12)





Students explore a range of issues and events relating to the influence of world events on the development of democracy in Australia. These learning objects have been adapted from the *Discovering democracy* digital curriculum materials originally published by Curriculum Corporation in 2001.


Features include:

- succinct descriptions of key events and people
- a sequenced account of the development and evolution of democracy in the world, with a focus on Australia
- a related student task.

Students:

- explore, synthesise and interpret information from a range of sources, including authentic images and accounts

	<p>Discovering democracy: a flag for the nation L7992 – Years 3–6</p> <p>Students investigate the progressive development of the Australian national flag. They explore how symbols can be used in flags to represent a nation or group of people. Students design a flag that symbolises the image they think Australia should project internationally, and then explain their design decisions.</p>
	<p>Discovering democracy: Australia celebrates Federation L8207 – Years 6–10</p> <p>Using an interactive map, students explore authentic images and accounts of the ways in which people in cities and towns throughout Australia celebrated Federation in 1901.</p>
	<p>Discovering democracy: Federation timeline L8208 – Years 5–12</p> <p>Using an interactive timeline from 1788 to 1901, students investigate significant events and ideas in the establishment of representative democracy in Australia.</p>
	<p>Discovering democracy: democracy timeline L9533 – Years 5–10</p> <p>Students use a timeline to find information about significant events and ideas in the development and evolution of democracy in the world, focusing on Australia. They nominate specific years or scroll from the latest date back to 0 (where events dated BC are listed).</p>



Discovering democracy: stories of the people and rulers
L9509 – Years 3–4

Students explore types of governance such as absolute monarchy, Athenian democracy and representative democracy by interacting with a slideshow of images and text.



Discovering democracy: rules and laws
L9510 – Years 3–4

Students investigate why societies need laws by interacting with a slideshow of images and text presenting the development of road rules.



Image reproduced courtesy of the Government Printing Office collection, State Library of New South Wales.

Discovering democracy: the law rules
L9514 – Years 5–6

Students interact with a slideshow of images and text to explore the development of citizens' rights and law in the early years of British settlement in Australia. They look at the role of Governor Macquarie, and compare the judicial system in his time with the Australian judicial system of today.



Discovering democracy: the people make a nation
L9515 – Years 5–6

Students explore some of the issues that concerned the citizens and leaders of the six Australian colonies as they moved towards Federation. They examine some of the nation-building activities after 1901 and find out about debates surrounding a change in the Australian Constitution to make Australia a republic.




Image reproduced courtesy of Getty Images/Time and Life Pictures.

Discovering democracy: should the people rule?
L9517 – Years 5–6

Students explore the development of systems of government, from early democracy in Athens (where all 'citizens', a small proportion of the population, could vote), through the oligarchy in Sparta and direct democracy in Switzerland to Australia's system of representative democracy.



Image reproduced courtesy of the National Library of Australia.

Discovering democracy: men and women in political life
L9520 – Years 5–6

Students explore some Australian men and women who have influenced the political landscape of Australia, both as elected representatives and as political leaders outside parliament.



Image reproduced courtesy of Photolibary.com, Mary Evans Picture Library.

Discovering democracy: parliament versus monarch
L9513 – Years 5–6

Students explore the tension between parliament and the monarch in Britain in the 17th century. See how that led to a lessening of the powers of the British monarchy. Learn about constitutional monarchy in Britain and Australia today.




Image reproduced courtesy of Corbis, Bettmann.

Discovering democracy: making a nation
L9523 – Years 9–10

Students explore the similarities and differences between the political systems of Australia and the United States of America.



Image reproduced courtesy of Corbis, Bettmann.

Discovering democracy: a democracy destroyed
L9526 – Years 9–10

Students explore, through the demise of democracy in Germany in 1933, how the justice system can be used for undemocratic purposes.



Images reproduced courtesy of the Wilderness Society Inc.

Discovering democracy: getting things done
L9525 – Years 9–10

Students explore how change can be bought about by people taking action and putting pressure on their elected representatives. The issue of the Franklin Dam in Tasmania is used as a case study.




Image reproduced courtesy of Time Life Pictures/Mansell/Getty Images.

Discovering democracy: democratic struggles
L9519 – Years 7–8

Students explore the influence of the Chartist movement in Britain on the miners' struggles in the Ballarat goldfield, and the development of democratic ideas in Australia.



Image reproduced courtesy of Corbis Photolibary.com.

Discovering democracy: what sort of nation?
L9524 – Years 9–10

Students explore what has influenced the sort of nation Australia is and how it has changed over time.



Discovering democracy: human rights
L9522 – Years 9–10

Students explore the concept that certain rights are protected in a democracy and that human rights come with particular responsibilities.




Image reproduced courtesy of State Library of South Australia.

Discovering democracy: views from the colonies
L9814 – Years 7–10

Students interact with a slide show of images and text to explore the controversies that the colonies needed to deal with before they could agree on a federated Australia. They can investigate the library to find out more about the different views about trade, immigration, transport, defence and rivers.



Image reproduced courtesy of State Library of Queensland.

Discovering democracy: the women's story
L9817 – Years 7–10

Students interact with a slide show of images and text to examine the ways in which women campaigned for the right to vote in Australia. They also investigate the women who were at the forefront of this campaign and how they conducted it.



Image reproduced courtesy of National Library of Australia.

Discovering democracy: people and events of the first parliament
L10391 – Years 7–10

Students interact with a slide show of images and text to examine the role of particular individuals involved in the ceremonies and the business of Australia's first parliament. They can investigate the library to find out more about the issues that the first parliament dealt with and its response to these issues.



Image reproduced courtesy of National Archives of Australia.

Discovering democracy: the wealth of a nation
L10250 – Years 7–10

Students interact with a slide show of images and text to examine the stages in Australia's economic growth in the last half of the 19th century. They explore the kinds of industries from which Australia gained its wealth and the role of these industries in developing an independent nation. Students review the effects that natural disasters (such as prolonged drought) and economic depression had on Australia's economy.




Image reproduced courtesy of State Library of Queensland.

Discovering democracy: near and far
L10249 – Years 7–10

Students interact with a slide show of images and text to explore the various transport options available to Australians at the time of Federation. They investigate the library to find out more about the difficulties faced by travellers throughout Australia at the turn of the 20th century.



Discovering democracy: the road to Federation
L9813 – Years 7–10

Students interact with a slide show of images and text to explore the main events in Australia's move to becoming a federated nation. They investigate the library to find out more about the concerns the different colonies had about handing over some of their responsibilities to a national government, and the roles played by Lang, Parkes and McIlwraith.



Discovering democracy: people power
L9516 – Years 5–10

Students interact with a slide show of images and text to explore the struggles for equal rights in Australia. They look in particular at the Eureka Stockade, the 1891 Shearers' Strike and the Freedom Ride.



Image reproduced courtesy of National Archives of Australia.

Discovering democracy: who were we?
L10389 – Years 7–10

Students interact with a slide show of images and text to examine the nature of the Australian population. They investigate the library to find out more about the position of various groups of people, such as the Chinese and Indigenous Australians, in this new nation.



Image reproduced courtesy of Newpix.

Discovering democracy: law
L9518 – Years 5–9

Students interact with a slide show of images and text to explore the struggles of Indigenous Australians for land rights. They look in particular at the early land rights petition of 1963 and the roles played by Vincent Lingiari and Eddie Mabo.

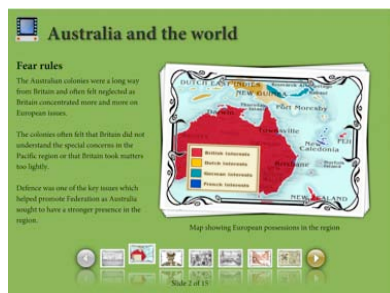


Image reproduced courtesy of the State Library of Queensland.

Discovering democracy: Australia and the world
L10388 – Years 7–10

Students interact with a slide show of images and text to explore early Australia's emerging place in world events and her attitudes to issues such as European expansion in the Pacific and the growing power of Asian nations. They examine the nature of early contacts between Australia and the USA and explore the impact of Australia's fear of invasion and immigration by Asians on her relations with these nations and with Britain.



Image reproduced courtesy of the State Library of Queensland.

Discovering democracy: exclusion
L10395 – Years 7–10

Students examine the reasons people of various ethnic backgrounds came to Australia in the 19th century. They investigate attitudes towards non-white immigrants and the measures put in place to limit their numbers in Australia.



Discovering democracy: Australia votes
L9473 – Years 7–10

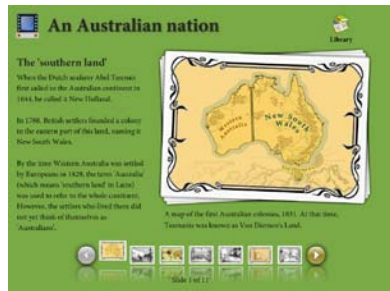
Students explore the issues in the referendum campaigns for the proposed federated nation. They identify the kinds of people eligible to vote and examine the voting patterns and the results of the referendums.



Image reproduced courtesy of National Archives of Australia: A6135, K26/9/88/7.

Discovering democracy: an Australian constitution
L9816 – Years 7–10

Students identify the bases on which the Australian Constitution was founded and examine the influence of the British and US systems of government. They explore the nature of colonial governments prior to Federation and the beginnings of responsible government.



Discovering democracy: an Australian nation
L9815 – Years 7–10

Students interact with a slide show of images and text to explore the emergence of a distinctly Australian identity. They investigate the various events in colonial history that brought about this growing national vision and the issues that the colonists saw as particularly relevant to their circumstances.



Image reproduced courtesy of National Library of Australia.

Discovering democracy: separate colonies, one destiny
L10640 – Years 7–10


Students view a slide show of images and text to explore the foundation and development of Australia's six colonies. They investigate the economic and social development of each colony, as well as the impact of colonial expansion on Indigenous peoples.



Image reproduced courtesy of National Library of Australia.

Discovering democracy: sport and leisure
L10618 – Years 7–10

Students explore how Australians filled their leisure hours during the late 19th and early 20th centuries. They examine the development of organised sport and other leisure activities, as well as the role that these activities played in the lives of everyday Australians.



Discovering democracy: the people choose
L9818 – Years 7–10

Students identify the role that various groups played in the Federation process. They explore the role of the Australian people in the final decision to accept the proposed constitution and reconstruct the events of the period through an interactive task.



Discovering democracy: we remember
L9511 – Years 3–4

Students view a slide show of images and text to find out about the symbols used to represent Australia on flags, currency, sporting competitions and important days such as Australia Day.



Discovering democracy: joining in
L9512 – Years 3–4

Students view a slide show of images and text to find out about volunteer groups and people who contribute to the Australian community such as Youth Challenge Australia and Planet Ark.

Image reproduced courtesy of Newspix, News Ltd, Graeme Ireland. Logo reproduced courtesy of Landcare Australia.



Discovering democracy: the first parliament
L10387 – Years 7–10

Students examine the background to the first parliament of the Commonwealth of Australia. They find out about the preparations for the ceremony and the reasons for holding it in Melbourne. They explore Tom Roberts's painting of the opening of the first parliament and find out about the background to the painting.

Image reproduced courtesy of the National Archives of Australia.



Discovering democracy: Australia and Britain
L10390 – Years 7–10

Students interact with a slide show of images and text to explore Australia's relationship with Britain in the decades leading up to Federation. They examine the arguments of those who supported republicanism and those who saw support of the 'mother country' as central to Australian policies.

Image reproduced courtesy of Mr Joesef Lebovic Collection, National Museum of Australia.



Discovering democracy: parties control parliament
L9521 – Years 9–10

Students explore the role of Australian political parties and independents and their impact on parliament.

Image reproduced courtesy of Newspix.

This series contains non-TLF content. See Acknowledgements in the learning objects.

The first golden age of cricket (Years 5–6)

Students explore the early history of cricket in Australia.

Features include:

- authentic photographs, audio and movie clips about a diverse range of Australian cricketers from 1900 to 1940
- a world map featuring the top ten Test cricketing nations in the British Empire
- a virtual cinema for students to play their movies
- an option to print their storyboard and introduction.

Students:

- select from historical materials to construct a documentary newsreel about Australia's first golden age of cricket in a virtual edit room
- explore historical materials associated with a range of early Australian cricketers of diverse backgrounds and both genders
- explore the cultural significance and origins of cricket in Australia
- explore maps to assess how cricket was inherited from the English.



The first golden age of cricket L683 – Years 5–6

Students compare and analyse maps of the former British Empire and current cricketing nations to see how the British Empire influenced where cricket is now played. Students then look at memorabilia about a diverse range of Australian cricketers and players such as Don Bradman and Victor Trumper and select items for a documentary newsreel.

The first golden age of cricket contains non-TLF content. See Acknowledgments in the learning object.

New homes (Years 5–6)

Students explore the stories of two 'displaced persons' who migrated to Australia from Europe after the Second World War.

Features include:

- authentic images of artefacts from 1945 to 1955
- life stories of two women who migrated to Australia from Europe as displaced persons after World War II
- virtual exhibition rooms for students to display their collections
- an option to print a storyboard including descriptive text.

Students:

- learn about the difficulties faced by migrant women who came to Australia after WWII as displaced persons
- assemble the artefacts they have investigated to build a museum exhibition
- consider the meaning of each image and describe how it relates to a theme of personal identity and experience
- classify and describe artefacts according to personal identity and experience.



Photos courtesy of Petronella Wensing.

New homes
L678 – Years 5–6

Students examine a world map showing the journeys taken by two women from Europe to their new homes in Australia. They investigate each woman's story through a collection of personal memorabilia and audio describing their backgrounds, including the circumstances of leaving; their skills; how these skills were used; and the challenges the women faced in settling in Australia.

New homes contains non-TLF content. See Acknowledgements in the learning object.

Medical emergency at Lonely Creek (Years 5–6)

Medical emergency at Lonely Creek explores how the 'tyranny of distance' affected the lives of everyday Australians in dealing with medical emergencies.

Features include:

- information about how advances in travel and communications services have impacted on Australian society, in particular the difference that the arrival of the Royal Flying Doctor Service made to remote medical emergencies
- opportunities to compare travel and communications services in the early 20th century with today.

Students:

- investigate travel and communications services to assist in a fictional medical emergency
- compare similar medical incidents in an outback location in two time periods
- explore how advances in travel and communications have affected Australian society.



Photo courtesy of the National Library of Australia.

Medical emergency at Lonely Creek
L676 – Years 5–6

Students examine a fictional incident set in 1890 and are provided with the various contemporary means to communicate the emergency and travel to get help. Options such as telegraph, horse and buggy, steam train and walking are provided. Students review the distances and travel times for the various options and choose the fastest pathway to medical assistance.

Medical emergency at Lonely Creek contains non-TLF content. See Acknowledgements in the learning object.

Mystery object: Torres Strait Islands (Years 5–6)


Students examine an unusual object from the Torres Strait Islands and try to work out its purpose.

Features include:

- information on the historical background and purposes of several artefacts
- cultural aspects of activities such as games, sailing, fishing, dancing and ceremonies
- maps, timelines, text and graphics
- textual and audio-visual material such as authentic photographs from the region.

Students:

- investigate artefacts from the Torres Strait Islands to discover how Islanders express their identity through totems and ceremonies
- explore how Torres Strait Island artefacts and ceremonial practices have been influenced by the sea, Europeans and other communities
- examine the object from several angles and hypothesise what it might be
- look at the object in detail and are given the opportunity to revisit their hypothesis.



Mystery object: Torres Strait Islands
L1954 – Years 5–6

Students browse background notes, interviews and material that supports their arguments. Then students complete a SWOT analysis to decide whether or not Maggie's brother should support the miners' protest. Finally, students consider the outcomes of the Eureka uprising and its significance to Australian history.

Artwork courtesy of Ken Thaiday Sr.

Mystery object: Torres Strait Islands contains non-TLF content. See Acknowledgements in the learning object.

Saibai Island canoe (Years 5–6)


Students investigate the traditional fishing methods used in the Torres Straits Islands and discover the significance of the sea to Torres Straits Islander culture.

Features include:

- details on the origins and purposes of Torres Strait Islander artefacts
- illustrations of traditional Torres Strait Island fishing and hunting practices
- maps of the Torres Strait Islands showing the trading patterns of island groups
- textual and audiovisual material such as authentic photographs from the region
- an interactive fishing game involving traditional fishing practices.

Students:

- explore how the Torres Strait Islander identity has been influenced by the sea and coastal environment
- link traditional fishing practices to the marine environment of the Torres Strait
- investigate traditional fishing equipment and methods used in the Torres Strait Islands.



Saibai Island canoe
L1202 – Years 5–6

Students examine a traditional ocean-going canoe from the Torres Straits islands. They look at the hull, sails, paddles and fishing gear and learn about the way the tools are used. Then students are introduced to traditional fishing methods and examine the types of fish and animals they can catch. Finally, students go on a virtual fishing trip, with prompts and feedback designed to assist them in using traditional tools and methods.

Canoe courtesy of the Saibai Island Council and the National Museum of Australia. Photograph of canoe by George Serras.

Film study series (Years 5–7)

Students view clips from black-and-white newsreels about Australian life from a past period. They interpret aspects of the clip and evaluate its purpose.

Features include:

- visual material in a familiar context
- visual cues to be identified and interpreted
- an opportunity to develop comprehension of visual material.

Students:

- identify main ideas and the sequence of events
- make judgments and justify opinions using information and ideas from a film clip
- link verbal segment with visual segments.




Image reproduced courtesy of National Film and Sound Archive.

Film study: school playground

L9933 – Years 5–7

Students watch a black-and-white newsreel about a school playground in 1925. They identify what the children are doing in different segments and compile a report.

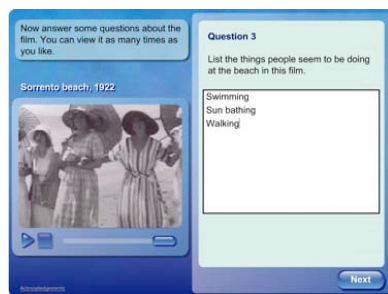


Image reproduced courtesy of National Film and Sound Archive.

Film study: at the beach

L9934 – Years 5–7

Students watch a film about men and women by the seaside in early 20th-century Australia. They answer a series of questions about what they have seen in the clip and complete a report.




Image reproduced courtesy of National Film and Sound Archive.

Film study: volunteer workers

L9935 – Years 5–7

Students watch a clip from a silent newsreel showing men and women volunteers clearing land for returned soldiers after World War I. They select various sections of the clip, interpret the actions of the participants, answer a series of questions and complete a report.

This series contains non-TLF content. See Acknowledgements in the learning objects.

Biography: Federation people series (Years 5–10)

Students investigate the biographies of individuals who played a significant part in Australia's Federation.

These individuals include Australian and British prime ministers, Australian governor-generals, premiers, prominent legal identities, newspaper editors, pro- and anti-Federation activists and social reformers.

Features include:

- opportunities for students to investigate the numbers and types of people who were significant to Federation in Australia
- two portrayals of each individual, allowing students to compare and contrast depictions
- printable pages for students to use.

Students:

- examine contemporary depictions of each individual
- compare and contrast two different types of biographical writing about an individual.

FEDERATION PEOPLE

Henry Parkes (1815-1896)
'The Father of Federation'

Parkes came from England to Sydney with his wife in 1839.

He worked first on a farm and hated it. But he was clever and wanted to become rich and he quickly found better work. By 1850 he was running a newspaper which called for more rights for the people and he was soon elected to parliament because of his support for democracy. He was premier of New South Wales five times, switching sides often and always giving a good speech to explain why. He kept trying to make money in business but always failed.

In 1889 in a speech at Tenterfield he declared that the colonies must not just cooperate; they should form a strong new nation. The convention that he organised met in 1891 and drew up a constitution for the Commonwealth of Australia. This is very like the constitution which was finally adopted in 1901. Parkes was then dead, but he was the one who had said most powerfully that making a nation was a great work and that the colonies should set aside their differences to make it happen.

Image title:
Sir Henry Parkes

Source:
National Library of Australia

Image ID:
nla.pic-an23351399

[Find out more](#)

Image reproduced courtesy of the National Library of Australia.

Biographies: Federation people series contents

Biography: Federation people: Alfred Deakin	L9425
Biography: Federation people: Edmund Barton	L9426
Biography: Federation people: Henry Grey	L9427
Biography: Federation people: Samuel Griffith	L9428
Biography: Federation people: Henry Higgins	L9429
Biography: Federation people: John Hopetoun	L9430
Biography: Federation people: James Howe	L9431
Biography: Federation people: Isaac Isaacs	L9432
Biography: Federation people: Walter James	L9433

Biography: Federation people: James Jefferis	L9434
Biography: Federation people: Charles Kingston	L9435
Biography: Federation people: John Kirwan	L9436
Biography: Federation people: John Macrossan	L9437
Biography: Federation people: Thomas McIlwraith	L9438
Biography: Federation people: Henry Parkes	L9439
Biography: Federation people: John Quick	L9440
Biography: Federation people: Rose Scott	L9442
Biography: Federation people: Maybanke Anderson	L9551
Biography: Federation people: Edwin Blackmore	L9553
Biography: Federation people: George Evans	L9560
Biography: Federation people: Robert Garran	L9563
Biography: Federation people: Patrick McMahon Glynn	L9564
Biography: Federation people: Frederick Holder	L9568
Biography: Federation people: James Edwards	L9570
Biography: Federation people: Edward Dowling	L9571
Biography: Federation people: William Lyne	L9569
Biography: Federation people: John Gordon	L9566
Biography: Federation people: Philip Fysh	L9562
Biography: Federation people: George Dibbs	L9556
Biography: Federation people: John Cockburn	L9555
Biography: Federation people: Andrew Inglis Clark	L9554
Biography: Federation people: Catherine Helen Spence	L9445
Biography: Federation people: George Reid	L9441
Biography: Federation people: John Winthrop Hackett	L9567
Biography: Federation people: Richard Baker	L9552
Biography: Federation people: James Dickson	L9557
Biography: Federation people: John Forrest	L9561
Biography: Federation people: John Downer	L9559
Biography: Federation people: Vida Goldstein	L9565
Biography: Federation people: Joseph Abbott	L9572
Biography: Federation people: Edward Braddon	L9573
Biography: Federation people: John Bray	L9574
Biography: Federation people: William Dalley	L9575
Biography: Federation people: Charles Duffy	L9576

Biography: Federation people: Duncan Gilles	L9577
Biography: Federation people: Edward Hutton	L9578
Biography: Federation people: John Dunmore Lang	L9579
Biography: Federation people: Louisa Lawson	L9580
Biography: Federation people: George Leake	L9581
Biography: Federation people: Mary Lee	L9582
Biography: Federation people: James McGowen	L9583
Biography: Federation people: William McMillan	L9584
Biography: Federation people: Mei Quong Tart	L9585
Biography: Federation people: William Moore	L9586
Biography: Federation people: Patrick Moran	L9587
Biography: Federation people: James Munro	L9588
Biography: Federation people: Richard O'Connor	L9589
Biography: Federation people: Alexander Peacock	L9590
Biography: Federation people: Thomas Playford	L9591
Biography: Federation people: Thomas Byrnes	L9728
Biography: Federation people: Livingston Hopkins	L9729
Biography: Federation people: Thomas Roberts	L9730
Biography: Federation people: James Service	L9731
Biography: Federation people: James Steere	L9732
Biography: Federation people: David Syme	L9733
Biography: Federation people: Josiah Symon	L9734
Biography: Federation people: Charles Todd	L9735
Biography: Federation people: William Trenwith	L9736
Biography: Federation people: George Turner	L9737
Biography: Federation people: John Want	L9738
Biography: Federation people: John Watson	L9739
Biography: Federation people: John West	L9740
Biography: Federation people: Bernhard Wise	L9741
Biography: Federation people: Nicholas Brown	L9742
Biography: Federation people: Henry Ellis	L9891

This series contains non-TLF content. See Acknowledgements in the learning objects.

Samuel Cooper: putting the rabble to work (Years 7–8)

Students take the role of a classifications clerk at Port Arthur. The learning object aims to develop students' understanding of the range of skills that convicts brought to the colonies, and of how their labour was exploited to build Australia.

Features include:

- life stories of real convicts on which the fictional characters are based
- an interactive map of the Tasman Peninsula with rich graphics, text and audio

Students:

- examine the appearance, character and skills of a group of convicts
- see how convict labour was exploited to develop early Australian towns and rural industries
- understand that convicts brought a range of skills to penal colonies in Australia.



Samuel Cooper: putting the rabble to work L359 – Years 7–8

Students classify prisoners and justify why they should be assigned to particular work gangs. Students monitor the performance of convicts they have assigned to various jobs and are able to reassign them if necessary.

Samuel Cooper: putting the rabble to work contains non-TLF content. See Acknowledgements in the learning object.

Nhu Minh: multiculturalism in Australia (Years 7–8)

Students meet a Vietnamese girl, Nhu Minh, who helps them to compile a 'storybook' for a video about multiculturalism.

Features include:

- photos, personal notes and historic materials about Nhu Minh's Vietnamese-Australian heritage.

Students:

- document Nhu's cultural heritage and demonstrate an understanding of how migrants enrich Australia's identity with their skills, cultures and experiences
- produce a storyboard about multiculturalism to support their job application for a fictional television station
- understand the physical and cultural transitions involved in immigration.



Nhu Minh: multiculturalism in Australia L361 – Years 7–8

Students examine and reflect upon Nhu's collection of photographs and other personal memorabilia, including primary source materials. Students engage with the material in a way that gives them an understanding of the transition involved in migration, and of how migrants enrich Australia's identity with their skills, cultures and experiences.

Nhu Minh: multiculturalism in Australia contains non-TLF content. See Acknowledgements in the learning object.

Dorothy Griffin: great Australian women (Years 7–8)

Students help Dorothy Griffin, the editor of the *Women's Times* magazine, prepare a special series on great Australian women. The magazine is celebrating the 40th anniversary of women gaining the vote in South Australia, the first place in the world to grant this right.

Features include:

- interactive biographies of significant Australian women: Constance Stone, Nellie Melba, Edith Cowan, Fanny Cochrain, Fanny Durack, Grace Cossington-Smith, Lottie Lyell, Louisa Lawson, Mary Gilmore, Mary Lee and Miles Franklin
- a timeline of important Australian women and their achievements up to 2000.

Students:

- identify ways that Australian women have helped to shape the nation's identity
- identify the contribution made by Australian women in medicine, sport, the arts, politics, social reform and business.



Dorothy Griffin: great Australian women L370 – Years 7–8

Students examine the interactive biographies of a group of significant Australian women and select four to feature on the front cover of forthcoming issues of *Women's Times*. Students review primary source materials to select candidates and write headlines and summaries for the front covers.

Dorothy Griffin: great Australian women contains non-TLF content. See Acknowledgements in the learning object.

Patrick Brennan: the legend of Ned Kelly (Years 7–8)

Students assume the role of a reporter in 1883 and produce a Ned Kelly feature article for the *Illustrated News Weekly* to commemorate the anniversary of Ned's hanging.

Features include:

- evidence of social and political influences that affected Ned Kelly's life.

Students:

- compile an article that explores the myth and decide whether Ned Kelly was a hero, a villain or something in between
- explore the Ned Kelly legend and his life story
- compare, analyse and synthesise accounts of Ned Kelly's life to compile a balanced view.



Images courtesy of the State Library of Victoria.

Patrick Brennan: the legend of Ned Kelly L363 – Years 7–8

Students are given access to a number of primary source materials and interview eight interactive characters, some actual historic figures, others composite characters. Each character presents a unique point of view on Ned Kelly's character and students have to weigh the evidence to arrive at their own conclusion.

Patrick Brennan: the legend of Ned Kelly contains non-TLF content. See Acknowledgements in the learning object.

Fiona Chiu: Chinese family tree (Years 7–8)


Students help Fiona Chiu, a fifth-generation Australian of Chinese ancestry, construct a storyboard for her docudrama which traces her family and ancestors' experiences in Australia.

Features include:

- historical documents, photos and other objects
- descriptions of key events that have affected the life of Chinese-Australians, such as changes in Australia's immigration policy.

Students:

- explore the family history of a young woman whose Chinese ancestors migrated to Australia during the Victorian gold rush
- trace the ancestors' experiences in Australia, including racial prejudice they suffered
- make a storyboard for a documentary film about Chinese-Australians.



Fiona Chiu: Chinese family tree
L614 – Years 7–8

Students examine and reflect upon documents, photos memorabilia and audio captions, and select a nominated number of these to construct a storyboard. By exploring Chinese-Australian experiences over several generations, students follow the evolution of a multicultural, inclusive national identity.

Fiona Chiu: Chinese family tree contains non-TLF content. See Acknowledgements in the learning object.

Beth Murray series (Years 7–8)

Students explore the history of the Snowy Mountains Scheme through the people who worked to create it.

Features include:

- a brief history of the Snowy Mountains Hydro-electric Scheme.
- an option to print students' work.

Students:

- assemble oral histories that illustrate the evolution of a more multicultural, inclusive national identity
- explore the cultural diversity of workers on the Snowy Mountains Hydro-electric Scheme
- review interviews of fictional former workers and assemble oral histories using model text.



Beth Murray: cultural diversity on the Snowy Mountains Scheme
L372 – Years 7–8

Students help a fictional historian, Beth Murray, who is creating an oral history of the Snowy Mountains Scheme. Using a pre-constructed question format, students interview five fictional former workers who migrated from Europe to work on the Snowy Mountains Scheme. They select clips from the interviews and arrange them into an oral history script with an introduction and linking text.



Photo courtesy of Wolfgang Sievers.

Beth Murray: the people behind the Snowy Mountains Scheme
L373 – Years 7–8

Students explore the history of the Snowy Mountains Scheme from its earliest conception in the early 20th century through to its completion in the 1970s. Students examine the information and select material to be sorted into three categories: visionaries, planners and workers. Once the students have collected and categorised their material, they are prompted to write headings and scene descriptions for the historical display.

This series contains non-TLF content. See Acknowledgements in the learning objects.

Maggie O'Rourke: the Eureka Stockade (Years 7–8)

Students investigate the events that led to the miners' uprising in Ballarat in 1854 and help a character decide whether to take part.

Features include:

- authentic photos and graphic reproductions of people, objects and events associated with the Eureka uprising
- interview-style accounts from historical and fictional figures in Victoria in the 1850s
- a SWOT analysis tool (strengths, weaknesses, opportunities and threats).

Students:

- analyse arguments for and against joining the Eureka Stockade
- consider the outcomes of the Eureka uprising and its significance to Australian history
- explore arguments for and against the Eureka uprising in Australia from individual and social perspectives.

Maggie O'Rourke: Eureka Stockade
L2385 – Years 7–8

Students browse background notes, interviews of several characters and material that supports their arguments. Then students complete a SWOT analysis to decide whether or not Maggie's brother should support the miners' protest.

Maggie O'Rourke: the Eureka Stockade contains non-TLF content. See Acknowledgements in the learning object.

Peter Dalton: enlistment and the call to war (Years 9–10)

Students get to know the fictional character Peter Dalton as he considers whether he should enlist for military service in 1917.

Features include:

- authentic images from the World War I period in Australia
- background information about recruitment drives, voluntary enlistment and conscription
- a SWOT analysis tool (strengths, weaknesses, opportunities and threats)

Students:

- look at an overview of key military and political events from 1914 to 1917
- interview fictional and non-fictional characters to explore a range of opinions on conscription
- analyse arguments for and against enlistment and conscription in Australia during the World War I from individual and social perspectives
- explore the same issue from a number of standpoints using the SWOT analysis tool.

Peter Dalton: enlistment and the call to war
L369 – Years 9–10

Students help 17-year-old Peter decide whether to enlist for Australian military service in World War I. Students select an argument and complete their own 'SWOT analysis' with the assistance of feedback.

Peter Dalton: enlistment and the call to war contains non-TLF content. See Acknowledgements in the learning object.

Making a difference series (Years 9–10)




Students explore the life stories of a wide range of significant Indigenous figures from different regions of Australia and different eras.

Features include:

- a range of authentic images illustrating people, places and events in the recent history of Australia
- a range of authentic texts illustrating artwork and cultural interactions in the recent history of Australia
- an option to print notes compiled by the student.

Students:

- describe the importance of personal influence in achieving social equality
- explore the life story and historical impact of a significant Indigenous person
- reflect on the actions of an individual, and the impact they have had on the recent history of Australia.

 <p>Image courtesy of Mitchell Library, State Library of NSW.</p>	<h3>Making a difference: Windradyne</h3> <p>L3248 – Years 9–10</p> <p>Windradyne (c1790–1829) was a warrior and leader of the Wiradjuri people, who lived in the area which is now known as Western NSW. He led his people in battle against the European settlers who were taking over their land.</p>
 <p>Photo courtesy of the National Archives of Australia.</p>	<h3>Making a difference: Barak</h3> <p>L5205 – Years 9–10</p> <p>Barak (c1824–1903) was clan head of the Wurundjeri, a part of the Kulin nation, whose land is situated in the south-east of Victoria. He led protests and tried to prevent the forced removal of his people from Coranderrk Station, a farm near Healesville in Victoria. Barak was also a respected artist.</p>
	<h3>Making a difference: Yagan</h3> <p>L5206 – Years 9–10</p> <p>Yagan, a Noongar leader (c1795–1833) played a key role in Indigenous resistance to European settlement around the Swan River area around present-day Perth in Western Australia.</p>

<p>The Day of Mourning protesters continued to actively campaign for Indigenous self-determination.</p> <ul style="list-style-type: none"> William Cooper would go on to establish a National Aboriginal Day. William Ferguson continued to organise the AFA, and was later elected to the Aboriginal Welfare Board. John Patten edited an indigenous publication and would later fight for Australia in World War II. <p>Day of Mourning protesters outside Australian Hall, 26 January 1938</p> <p>Photo courtesy of Mitchell Library, State Library of NSW.</p>	<p>Making a difference: the Day of Mourning protesters L5207 – Years 9–10</p> <p>Prominent Indigenous campaigners, including William Ferguson, William Cooper, Jack Patten, Margaret Tucker and Pearl Gibbs, organised a protest on Australia Day, 26 April 1938. They called for a Day of Mourning against the celebration of 150 years of European colonisation.</p>
<p>Vincent Lingiari</p> <p>“They took our country away from us, now they have brought it back ceremonially.”</p> <p>Prime Minister Whitlam then passed some Warrin Creek soil into Vincent’s hand in a symbolic handover of Gurindji land.</p> <p>Vincent’s response was, “We are all mates now.” Then he turned to his people and spoke to them in their language, saying that they should live with ‘the Whites’ as friends and equals in the future.</p> <p>Prime Minister Gough Whitlam presents soil to Vincent Lingiari’s hand, 18 August 1975.</p> <p>Photo courtesy of the Office of Indigenous Policy Coordination. Photograph by Mervyn Bishop.</p>	<p>Making a difference: Vincent Lingiari L5208 – Years 9–10</p> <p>Vincent Lingiari (c1908–88) was an Aboriginal leader who led the Gurindji people in a landmark struggle at the Wave Hill cattle station in the Northern Territory to have his people’s traditional lands returned. This resulted in one of the first successful Indigenous land rights claims in Australia.</p>
<p>Alongside his activism, Charles studied hard and in 1963 he received a Bachelor of Arts from the University of Sydney.</p> <p>He is thought to have been the first Indigenous person to graduate from an Australian university. On his graduation day, he received a huge cheer in the hall.</p> <p>“I was quite emotional because of my achievement on behalf of my people, but found myself saying, ‘Right, now the fight’s on. Now the hard work really begins.’”</p> <p>Charles with his mother, daughter Heidi, and wife Elvyn on his graduation day.</p> <p>Photo courtesy of Newspix/News Ltd.</p>	<p>Making a difference: Charles Perkins L5209 – Years 9–10</p> <p>Charles Perkins (1936–2000) was an outspoken activist who led a lifelong campaign for Aboriginal rights. He became the Head of the Commonwealth Department of Aboriginal Affairs, the first Aboriginal person to hold this position.</p>
<p>Oodgeroo’s writing and poetry continued to be published around the world. In 1970, <i>My People at Work</i> (Walker Collection) came out, and in 1972, she published <i>Shoalwater Dreamtime</i>, stories about her culture and her life growing up on North Stradbroke Island. She was also a talented illustrator and painter.</p> <p>Illustrations from <i>Father Sky and Mother Earth</i>, 1981, written and illustrated by Oodgeroo Noonuccal.</p> <p>Images courtesy of John Wiley & Sons Australia. Illustrations by Oodgeroo Noonuccal.</p>	<p>Making a difference: Oodgeroo Noonuccal L5210 – Years 9–10</p> <p>Oodgeroo Noonuccal, formerly known as Kath Walker (1920–93), was a poet, writer, artist, actor, teacher and social activist. She promoted reconciliation between Indigenous peoples and other Australians at a local and national level.</p>
<p>Today, David’s face is widely known from the \$50 note that commemorates him. The note displays symbols from his life: the church from Point McLeay Mission, a handwritten extract from his writings, Indigenous residents of Raukkan, and diagrams from his patent application for an ‘improved mechanical motion device’.</p> <p>The \$50 note featuring David Unaipon, first issued in 1985.</p> <p>Image courtesy of the Reserve Bank of Australia.</p>	<p>Making a difference: David Unaipon L5211 – Years 9–10</p> <p>David Unaipon (1872–1967) was a widely respected inventor, writer and public speaker. His achievements have been recognised on the Australian \$50 note.</p>

	<p>Making a difference: Michael Long L5216 – Years 9–10</p> <p>Michael Long is a former Australian Rules footballer and social activist. Michael had many achievements during his football career from 1989 to 2001. He is also well known for helping to stamp out racism in the game.</p>
	<p>Making a difference: Pat O'Shane L5214 – Years 9–10</p> <p>Students look at the life of Pat O'Shane, including her graduation as a lawyer and her role as a magistrate in NSW. They investigate the people and events that influenced her and look at the ways Pat used her positions of influence to address injustice suffered by Indigenous peoples and by Indigenous and non-Indigenous women.</p>

This series contains non-TLF content. See Acknowledgements in the learning object.

Nellie Gibson: life during wartime (Years 9–10)

Students help a teenager put together a scrapbook of her experiences in Perth during the Second World War, using authentic primary source items.

Features include:

- authentic photos and documents from World War II illustrating the effect of war on people in Australia
- maps and descriptions of battles fought during World War II in Europe, North Africa and the Pacific
- a personal history to illustrate effects of World War II on Australians' everyday life and their perceptions of their place in the world.

Students:

- explain how World War II changed Australian people's perception of their place in the world
- explore how World War II changed everyday life in Australia.

	<p>Nellie Gibson: life during wartime L2386 – Years 9–10</p> <p>Students browse Nellie Gibson's pre-war scrapbook, looking at photos, newspaper cuttings and other souvenirs describing life before the war. They then examine maps showing locations of the major battles of the Second World War in Europe, North Africa and the Pacific. Nellie introduces the students to her collection of wartime photos and scrapbook items. Students arrange them in a scrapbook, using Nellie's descriptions and background information to add their own text explaining the effects of the Second World War on Australian families.</p>
--	--

Nellie Gibson: life during wartime contains non-TLF content. See Acknowledgements in the learning object.

Mervyn Bishop series (Years 9–10)




Students explore a selection of photographs, taken by Mervyn (Merv) Bishop – one of Australia's best-known photographers – and the accompanying text and personal notes, which provide Merv's perspective on Australia's Indigenous heritage.


Features include:

- a series of targeted questions in a printable notebook
- a range of photographs taken by Mervyn Bishop illustrating his life and aspects of Indigenous history
- opportunity to analyse and reflect upon Merv's story
- descriptions of aspects of the history of Australia's Indigenous peoples
- an option to print notes compiled by the student.

Students:

- explore the life story of an Indigenous photographer
- compare and describe differences between Indigenous and other groups in Australia
- consider how Merv's Indigenous background influenced his personal and professional life by examining his photographs and reading his story
- record reflections on the inequality of treatment of Indigenous peoples in Australian history.

 <p>Photo courtesy of the Mervyn Bishop Collection.</p>	<p>Mervyn Bishop: photographer L3247 – Years 9–10</p> <p>Traces Merv's career, including the barriers he faced.</p>
 <p>Photo courtesy of the Mervyn Bishop Collection.</p>	<p>Mervyn Bishop: the early years L4108 – Years 9–10</p> <p>Looks at Merv's childhood experiences and teenage years.</p>
 <p>Photo courtesy of the Mervyn Bishop Collection.</p>	<p>Mervyn Bishop: Merv's parents L4109 – Years 9–10</p> <p>Traces the background of Merv's parents and the barriers they faced.</p>



After they were married, Bill and Emma had a son together, in addition to Emma's daughters Margaret and Alma.

The family moved around southern New South Wales as Bill and Emma worked on various sheep and cattle stations.

Bill and Emma worked on the stations. They avoided being in towns.


Emma and Bill, c. 1940

Mervyn Bishop: the old days

L4110 – Years 9–10

Looks at the early experiences of his maternal grandmother, including her assignment to domestic service work for other families.

Photo courtesy of the Mervyn Bishop Collection.



Merv's grandmother Emma Dooney was raised on the New Anglican Mission in northern New South Wales.

Another mission was established at Brewarrina in the late 1800s and many people were moved there in the 1920s and 30s.

The road to the Brewarrina Mission about 20 kilometres upriver from Brewarrina

Merv's maternal grandmother, Emma Dooney

Mervyn Bishop: mission life

L4111 – Years 9–10

Explores the influence of 'protection boards' and missions on the lives of Indigenous people.

Photo courtesy of the Mervyn Bishop Collection.

This series contains non-TLF content. See Acknowledgements in the learning objects.

Anthony McClorey: Franklin Dam (Years 9–10)


Students explore arguments for and against the 1981 proposal to dam the Franklin River from individual, social and political perspectives.

Features include:

- authentic photos and graphic reproductions of people, objects and events associated with the Franklin River and the 1981 proposal to dam it
- interview-style accounts from real and fictional figures in Tasmania in the 1980s
- a SWOT analysis tool (strengths, weaknesses, opportunities and threats).

Students:

- explore and analyse arguments for and against the 1981 proposal to dam the Franklin River from individual, social and political perspectives
- explore the political and environmental significance of the 1981 proposal to dam the Franklin River.



Anthony McClorey: Franklin Dam

L362 – Years 9–10

Students are introduced to Anthony McClorey, a young man living in western Tasmania in 1981 who is trying to decide how to vote in the referendum on the dam proposals. Students explore the issues surrounding the referendum through authentic photos and graphic reproductions of people, objects and events associated with the river and the proposed dam project.

Anthony McClorey: Franklin Dam contains non-TLF content. See Acknowledgements in the learning object.

Norman Dean: Great Depression (Years 9–10)


Students examine life during the Great Depression and make a storyboard for a documentary.

Features include:

- authentic photos of life during the Great Depression
- primary source material around the following themes: events, families, friends, food, housing, travel, work and death.

Students:


- explore and describe effects of the Great Depression on everyday life in the 1930s
- identify links between national economic issues, individual fortunes and the adaptability of Australian people during harsh economic times.



Norman Dean: Great Depression [ESL]
L9913 – Years 9–10

Students make a storyboard for a documentary film about the Great Depression in Australia. Features modified language for English as a Second Language users and a glossary of terms used in the activity.

Images reproduced courtesy of the Hood collection, State Library of New South Wales.



Norman Dean: Great Depression
L371 – Years 9–10

Students make selections and use the images to create a 16-frame storyboard, as if for a television documentary. Students edit passages of a commentary and write additional material to develop a script for the narrator. The documentary is based around the memorabilia of a fictitious character called Norman Dean, who lived through the period.

Photo courtesy of the State Library of Victoria.

Norman Dean: Great Depression contains non-TLF content. See Acknowledgements in the learning object.

Unforgettable speeches (Years 11–12)

Students read or listen to a famous political speech. They analyse its context, using information about 'who', 'what', 'when', 'where', 'how' and 'why' provided in the form of graphics, photographs and audio.

Features include:

- models of effective speech structures, features and language choices
- illustrations and explanations of a variety of rhetorical devices used by writers
- different mediums (for example, photographs, audio files and graphics) to increase student engagement with the topic
- scaffolded feedback to support student learning
- an option for students to print the speech, their response to the speech and the speech reference list.

Students:

- identify and apply knowledge of how meanings in texts are affected by contexts such as time, place, purpose and culture
- demonstrate an understanding of how meaning in text is affected by context
- compose a response on a persuasive text, using evidence to support a viewpoint
- rate speeches on how well they think each speech succeeds for each of the six features of an effective speech.



Image reproduced courtesy of Peter West/Auspic and National Library of Australia.

Unforgettable speeches: political speech L8952 – Years 11–12

Students find out about the six features of an effective speech and look at examples from well-known speeches such as the 'I have a dream' speech by Martin Luther King, Jr.

This series contains non-TLF content. See Acknowledgements in the learning objects.

Digital resources

A remarkable range of digitised items licensed from leading Australian and New Zealand cultural and scientific institutions is available to teachers and students of [Australian history](#). These items include:



clips from documentaries, newsreels, television programs and feature films



photographs, line drawings, maps and documents



audio files of interviews, broadcasts and speeches.

With each item, TLF supplies an [educational value statement](#) comprising a description and contextual information that enriches the value of the asset. This catalogue contains a representative sample of [Australian history](#)-related digital resources licensed from TLF's partner institutions.

Two views of each resource are available – one with the description, educational value statement and acknowledgments, another with the resource and acknowledgments.

View 1 – Resource and acknowledgments



Camels in Coolgardie, 1890s

TLF ID: R3175

Reproduced courtesy of National Library of Australia.

View 2 – Resource, description, educational value statement and acknowledgments

Camels in Coolgardie, 1890s



Acknowledgements

Copyright: Reproduced courtesy of National Library of Australia
 Creator: Unidentified
 Identifiers: National Library of Australia number nla-pc-w246/3175
 TLF resource: R3175
 Source: National Library of Australia, <http://www.nla.gov.au>

Description

This is a photograph, an albumen print measuring 19.6 cm x 20.1 cm, taken in the 1890s and showing three camels sitting outside commercial premises in Bayley Street, Coolgardie, Western Australia. The camels are not tethered or harnessed in any way. With the exception of a woman who appears to be tending a camel, all the people in the photograph are looking at the photographer, although they are not posing formally for a photograph. The buildings in the background advertise various businesses in large signs on the facades.

Educational value

- This asset shows a scene in early Coolgardie, 450 kilometres east of Perth and 40 kilometres west of Kalbarrie, where camels played such an important role in transporting freight that the streets were created wide enough to accommodate turning camel teams - there is still a camel farm at Coolgardie today.
- It shows Arabian camels, more than 11,000 of which were brought into Australia between 1860 and 1867 to provide transport in the harsh desert regions where horses, mules and bullocks were ineffective - camels are especially suited to conditions in the interior because of the spongy pads on their feet, which enable them to walk easily on sand; their ability to travel long distances without needing to take on water, and their capacity for carrying heavy loads.
- It illustrates some of the camels that the famous Australian poet A.B. 'Banjo' Paterson describes in Coolgardie in 'Shouting for a camel' - the poem captures much of the atmosphere of the time, with its mention of Afghan, miners, water shortages and mining speculators.
- It shows the premises of the 'Coolgardie Miner', an influential local newspaper first printed on 14 April 1894 by William (Billy) Howard Clark.
- It illustrates the style of construction common in gold field towns, where buildings were erected quickly from wood and corrugated iron, often opening straight onto the dirt road, and were fronted with facades to make them look more impressive.
- It demonstrates how people in frontier towns often extended their range of speciality to attract more customers - watchmakers and jewellers Vincent Edward Nesbit and Herman M. Jerger also dispensed glasses and gave eye tests.
- It is an example of an albumen print, made by coating paper first with a layer of egg white and salt to create a shiny surface, and secondly with a layer of silver nitrate; the two layers combined to form light-sensitive silver salts - such prints, invented in 1839 and common until the end of the 19th century, produced harder and clearer images than earlier methods.
- It shows an item from the collection of Sir Rex de Charenton-Bancroft (1896-1977), a noted collector of documentary evidence relating to the European exploration, discovery and colonisation of Australia - over 14,000 paintings, drawings, engravings, manuscripts, books, pamphlets, objects and maps make up the Rex Han Kivell Collection, which is held by the National Library of Australia.

Camels in Coolgardie, 1890s

TLF ID: R3175



Art Gallery of South Australia



The Art Gallery of South Australia holds one of Australia's finest art collections. The Gallery has made many of its paintings, sculptures, jewellery pieces and furniture items available in digitised form for distribution to schools.

A selection of resources useful for [Australian history](#) is described here. You can use the search options in your educational jurisdiction's gateway to TLF to explore and view the resources available.



TLF ID:
R3622

'An Aboriginal encampment, near the Adelaide foothills'

This painting refers to significant events within the Aboriginal history of South Australia. As more and more colonists took their traditional land, Aboriginal people were prevented from sheltering from the cold and wet winter in the Adelaide foothills. They were forced to remain around encampments like the one shown in Schramm's painting where many died.



From the collection of the Art Gallery of South Australia. Artwork by Alexander Schramm.



TLF ID:
R4192

'Panorama of Sydney Harbour with Government House and Fort Macquarie from Mrs Macquarie's Chair', c1845

This painting shows a significant historical site – the view is from a popular harbour-side spot know as Mrs Macquarie's Chair. The 'chair' was actually a bench carved out of sandstone by convicts in 1810 for Governor Macquarie's wife, Elizabeth.



From the collection of the Art Gallery of South Australia. Artwork by Jacob Janssen.



TLF ID:
R3983

'Bungaree. A Native Chief of N.S.Wales', 1829–38

This depicts Bungaree, an Aboriginal man who was known to the early colonists as 'King Bungaree'. He was both a prominent mediator for his people, dealing with the white authorities, and a well-known character around Sydney. Bungaree accompanied Matthew Flinders on the ship *Investigator* during the circumnavigation of Australia.



From the collection of the Art Gallery of South Australia. Artwork by Augustus Earle.

Australian War Memorial



The purpose of the Australian War Memorial is to commemorate the sacrifice of those Australians who have died in war. Its mission is to assist Australians to remember, interpret and understand the Australian experience of war and its enduring impact on Australian society.

The Memorial has made some of its paintings and memorabilia available in digitised form to TLF for distribution to schools.



Waiting to welcome their loved ones home, 1919

TLF ID:
R8592

This photograph, originally published in the *Sydney Mail*, shows people of different generations, mainly women, waiting at the Anzac Buffet hospitality and reception centre in Hyde Park, Sydney, in June 1919. They wait to see their loved ones, who were returning from the First World War.



Reproduced courtesy of Australian War Memorial.



'The beach at Anzac'

TLF ID:
R8589

This is a painting created by official war artist Frank Crozier in 1919 showing daily life at Anzac Cove, Turkey, during the First World War some days after the Anzac landing at Gallipoli of 25 April 1915.



Reproduced courtesy of Australian War Memorial. Artwork by Frank Crozier.



With the Dardanelles Expedition: Heroes of Gallipoli – clip 7

TLF ID:
R9141

This silent clip shows troops landing at Suvla Bay in August 1915. As the only known film record of the 1915 Gallipoli campaign, and with its emphasis on Anzac Beach, *With the Dardanelles expedition: Heroes of Gallipoli* is of immense significance to all countries that participated in the Gallipoli campaign. The campaign that it records – the place, people, events and values – are central to both the Anzac legend and a widely accepted version of Australian national identity.









Reproduced courtesy of Australian War Memorial. Photograph by Ellis Ashmead-Bartlett and Ernest Brooks.

Australian Voices



The Australian Voices project is a collection of recorded interviews commissioned by TLF that relate directly to other sound, still or moving-image items in TLF's pool of digital curriculum content. Interviews include firsthand accounts from people in fields such as creative arts, science, medicine, sport and politics. They speak about experiences of war, natural disasters, working and everyday life.

 TLF ID: R9396 	<p>Bonita Mabo recalls Eddie Mabo's land rights battle, 2008</p> <p>This is an edited sound recording of Bonita Mabo, widow of Indigenous land rights activist Eddie Mabo. She recalls how her husband declared he would fight for recognition as the owner of his traditional land on Mer Island. This is a firsthand account of the attitudes of Edward 'Eddie' Koiki Mabo (1936–92), whose fight for land rights on Mer culminated in the historic decision by the High Court of Australia on 3 June 1992 to recognise native title as a form of land ownership. The Court overturned the concept of terra nullius (land belonging to no-one), which had formed the basis for large areas of land in Australia being declared crown land after British colonisation in 1788.</p>
 TLF ID: R8841 	<p>Bill Griffiths remembers 'Weary' Dunlop, 2006</p> <p>This is an edited sound recording of former British Royal Air Force man Bill Griffiths, who lost both hands and both eyes in 1942 while a prisoner of the Japanese in the Second World War (1939–45). He remembers the Australian surgeon Sir Edward Ernest 'Weary' Dunlop, who he credits with saving his life twice – once on the operating table, and once by stopping him from being killed by a Japanese soldier. Dunlop became well-known as commander of Australian POWs of the Japanese who were transferred from Java to Singapore, then to the notorious Thai-Burma railway. He was credited with saving many lives despite severe shortages of equipment and supplies.</p>
 TLF ID: R8849 	<p>Susan Ryan reflects on the ALP's 1975 election defeat, 2007</p> <p>This is an edited sound recording of former Australian Labor Party (ALP) federal politician Susan Ryan reflecting on the Whitlam ALP government's election defeat in 1975. Ryan discusses how the ALP had tried particularly hard to win the votes of Australian women, but how they turned away from the party. She tells of how the ALP concluded that women voters had been just as susceptible as men to negative publicity about the Whitlam government's 'turbulent nature' and reforms.</p>

australianscreen online



Created by the Australian Film Commission and now managed by the National Film and Sound Archive, *australianscreen* online (ASO) is an innovative website with more than 2,000 moving-image clips from Australian feature films, documentaries, newsreels, short films, home movies and animations. As the education partner in this major project, TLF has selected hundreds of clips and provided accompanying teachers' notes.



TLF ID:
R7413



Captain Cook's Cottage, 1938

Captain James Cook (1728–79), English navigator, explorer and cartographer, whose family's cottage is shown in the clip, was the first to chart the eastern coastline of Australia in 1770. This black-and-white clip shows the erection of a monument in Great Ayton, Yorkshire, England, to replace the family cottage of Captain James Cook, which was relocated to Melbourne, Australia, in 1934. Footage of Point Hicks, of the Cape Everard lighthouse, of the monument and plaque commemorating Cook's sighting of Point Hicks and of cutting the granite blocks for the monument is shown along with scenes of the cottage's relocation site in Melbourne's Fitzroy Gardens and of the cottage in its original location in England.



TLF ID:
R7209



Pioneers of Love, 2005: The Native Problem

This clip shows footage from an early 1900s newsreel titled 'The native problem in Queensland'. It illustrates the extent of the control that the Chief Protector of Aborigines, John Bleakley, held over the lives of Queensland Indigenous people. While Bleakley (1879–1957) achieved increased expenditure for Aboriginal affairs in Queensland, including better housing and wages, his attitudes were reflected in his paternalism, his advocacy of segregation and his references to the so-called 'half-caste problem'.



TLF ID:
R7725



1915, 1982: It's war!

This clip, from the television miniseries *1915*, shows scenes that dramatise the responses of a rural community to the news that the First World War has been declared. The clip portrays various responses in rural Australia to the outbreak of the First World War. The War was seen by many as a 'great adventure' and a chance to see the world because it was initially thought it would only last a few months. Men of all ages and varying degrees of physical fitness enlisted and by December 1914 the number enlisted was more than 50,000.



TLF ID:
R9149



Red Cross Cinema Advertisement, c1941: The POW Street Adoption Scheme

In 1941, the year the film was made, many Australian soldiers became POWs. The Prisoner of War Street Adoption Scheme is an example of the targeted fundraising that the Red Cross embarked on during the Second World War. This clip shows Queensland governor Sir Leslie Wilson delivering a community announcement appealing to Queenslanders to support the Red Cross POW Street Adoption Scheme.

Images reproduced courtesy of *australianscreen* online.

Getty Images

gettyimages®

TLF has licensed hundreds of high-quality images from the extensive Getty Images collection to include in the digital curriculum content pool.

Some Getty Images items useful for [Australian history](#) are described here. You can use the search options in your educational jurisdiction's gateway to TLF to explore and view the resources available.



TLF ID:
R8397

Kevin Rudd sworn in as prime minister of Australia, 2007

This shows the moment when Kevin Rudd officially became the 26th prime minister of the Commonwealth of Australia. The swearing-in ceremony of an Australian prime minister is in two parts: a spoken oath of office and a written oath, sometimes called the oath of allegiance. The oaths are spoken and signed in front of the governor-general.



Reproduced courtesy of Getty Images. Photograph by Andrew Sheargold.



TLF ID:
R8396

John Howard farewells troops going to East Timor, 1999

This image shows the then Australian prime minister, John Howard, with Australian troops preparing to go to East Timor. More than 5,000 Australian military personnel were part of a peacekeeping force sent to quell violence that had escalated after the East Timorese voted for independence from Indonesia. Australia was invited to lead the force, which was commanded by Major General Peter Cosgrove.



Reproduced courtesy of Getty Images. Photograph by Paula Bronstein.



TLF ID:
R8382

Prayer service after Bali bombings, 2002

This photograph shows a prayer service on 21 October 2002, nine days after two terrorist bombings in the tourist area of Kuta, Bali. A total of 202 people of more than 20 nationalities were killed, including 88 Australians. The deaths of so many Australians in a terrorist attack caused widespread shock in Australia.



Reproduced courtesy of Getty Images. Photograph by Edy Purnomo.

History Trust of South Australia



The History Trust of South Australia was established in 1981 to encourage the research and public presentation of South Australian history and to safeguard South Australia's material heritage.

The History Trust has made some of its images and memorabilia available in digitised form for distribution to schools.



TLF ID:
R4560

First World War recruiting tour, 1916

At the outbreak of the First World War (1914–18), there had been a great outpouring of Australian support. The AIF was formed from men who volunteered, but continual recruitment was needed to replace those killed, wounded or unfit for action. By 1916, 16,500 volunteers were needed a month, a target that was beyond the then rate of voluntary recruitment.



Reproduced courtesy of State Records of South Australia and the History Trust of South Australia. Photograph by the Government Photolithographer of the Photolithographic Branch, Lands Department.



TLF ID:
R4563

Women working in a munitions factory, 1943

This shows women assembling artillery shells at Salisbury Munitions Factory, South Australia. It illustrates one way in which women contributed to the war effort during the Second World War – women produced vital war supplies, served in the armed forces, maintained food production (as the Women's Land Army), recycled at home and took up office work previously done by men.



Reproduced courtesy of State Records of South Australia and the History Trust of South Australia. Photograph by the Government Photolithographer of the Photolithographic Branch, Lands Department.



TLF ID:
R6100

Tea towel made from Federation banner, 1901

This cloth tea towel was made from a banner commemorating Australian Federation in 1901. It features a combination of British and Australian motifs reflecting many Australians' dual loyalties at the time of Federation, both the colonies' loyalty to Great Britain and Australia's desire for national self-determination.



Reproduced courtesy of the History Trust of South Australia.

John Curtin Prime Ministerial Library



The John Curtin Prime Ministerial Library recognises the contribution to Australian society of wartime prime minister and international statesman, John Curtin (1885–1945).

Selected images from the collection are available from the John Curtin Prime Ministerial Library through TLF for distribution to schools.



TLF ID:
R3277

'British War Leaders' collectors' card depicting John Curtin, 1950

This commemorates the contribution of John Curtin (prime minister of Australia 1941–45) as a wartime leader of a British Commonwealth nation. This card was number ten of a set of 36 'British War Leaders' cards featuring a portrait and a brief biography on the reverse; the summation for Curtin noted that he was: 'A sound leader whose death was greatly regretted'.




Reproduced courtesy of John Curtin Prime Ministerial Library.



TLF ID:
R3702

Letter of condolence from John Curtin to Mr Joyce, 1944

This letter illustrates the personal tragedies that war brings to families – four brothers in the Joyce family served in the Royal Australian Air Force during the Second World War and John Curtin's letter to Mr Joyce on the death of one of his sons carries the message of loss very poignantly.



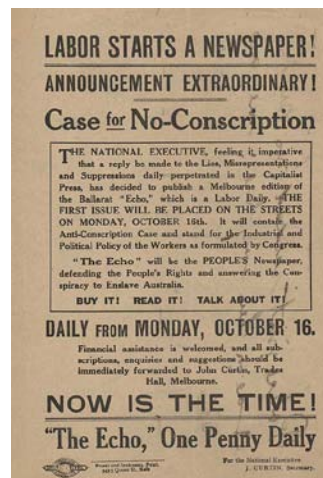
Reproduced courtesy of John Curtin Prime Ministerial Library. Written by John Curtin.



TLF ID:
R3278

Flyer advertising 'The Echo' newspaper, 1916

This flyer demonstrates the strong and organised opposition to conscription for military service from the Australian labour movement during the First World War. It was produced by the Trades Union Anti-conscription Committee in Victoria and announced the launch of a daily newspaper in Melbourne to present the case.



Reproduced courtesy of John Curtin Prime Ministerial Library. Created by the Trades Union Anti-conscription Committee

Museum Victoria



Museum Victoria is responsible for Victoria's scientific and cultural collections. TLF has licensed many digitised items from the Museum's science, Indigenous, history and technology collections for inclusion in the pool of digital curriculum content.

Use the search options in your educational jurisdiction's gateway to TLF to view the full list of digital content available from Museum Victoria.



TLF ID:
R6364

Eight-hour day celebration banner, 1914

This banner was made to carry in Melbourne's eight-hour day procession in May 1914. The day of the procession, later known as Labour Day, was legislated as a public holiday in Victoria in 1879. The eight-hour day procession was Melbourne's biggest annual procession, followed by a large picnic and sports event in the city's south. After the Second World War the procession withered, and was superseded in the 1950s by the Moomba procession.

The following is an image from the [educational value statement](#) provided by TLF for this resource.

[Eight-hour day celebration banner, 1914](#)



Description

This heavy canvas banner was made by W G Dunstan for the Victorian District of the Amalgamated Society of Carpenters and Joiners (ASCJ) to carry in Melbourne's 8-hour day procession in May 1914. The banner depicts scenes of carpenters and joiners, as well as the Roman goddess of justice and other female allegorical figures representing Industry, Art, Truth, Peace and Friendship. At the top of the banner is a famous historical carpenter, Joseph of Nazareth, and below him the ASCJ's shield and motto, 'Credo Sed Caveo' (Believe, but take heed). The banner also includes the words 'Industry and benevolence unite us in friendship', while the Society's name is prominently displayed. The images are painted in oil, surrounded by a red silk border stitched onto the canvas and trimmed on the inner and outer edges with twisted cord. There is a wool fringe on the lower edge. The banner is attached by loops of cord to a brass rod at the top.

Educational value

- This trade union banner was one of many produced by unions to commemorate the victory of skilled building workers, mostly stonemasons, who were among the first workers in the world to win an 8-hour working day. In April 1856 the workers had downed tools on the University of Melbourne building site and led a protest march to the Parliament House building site demanding that the last few employers agree to the 8-hour day.
- The campaign for an 8-hour working day began in Great Britain, and was brought to Australia by British migrants. A Welsh factory owner, Robert Owen (1771-1858), advocated more leisure time for his workers and in 1817 coined the slogan '8 hours labour, 8 hours recreation, 8 hours rest'. These words appeared on the banner made to lead the first annual 8-hour day procession in May 1856. During the 19th century, as other trades and workers in country Victoria also gained the 8-hour day, the procession became Melbourne's biggest annual procession.
- When the stonemasons won the 8-hour day they were still working a 48-hour week, as Saturdays were work days. They argued that they required more leisure time to become useful, educated and healthy citizens, and that the Australian heat was too much to bear for 10 hours a day. Success in industrial campaigns over the 20th century led to further reductions of the working week to 44 then to 40 hours and, still later, in the last decades of the 20th century, to 36 hours in some industries.
- Banners such as this one were designed to make the 8-hour day procession a public spectacle, to celebrate the individual gains of each trade and union, and to signal the collective strength of all workers. Most union banners, such as the ASCJ banner, honoured the history and traditions of their own craft and cultural origins, as well as principles such as unity and collective strength.
- The other side of the banner celebrates the Society's international character and strength. Six female allegorical figures, representing respectively Great Britain, Australia (Victoria), the USA, New Zealand, India and Canada, are draped around a globe inscribed with 'Unity is Strength'. The top of the banner includes the Society's name and 'United throughout the World' can be read prominently across the bottom.
- The day of the procession, later known as Labour Day, was legislated as a public holiday in Victoria in 1879. All Australian states and territories ultimately enacted a Labour Day public holiday. The 8-hour day procession was Melbourne's biggest annual procession, followed by a large picnic and sports event in the city's south. After the Second World War the procession withered, and was superseded in the 1950s by the Moomba procession, which encompassed much broader themes.
- Museum Victoria holds a number of Victorian banners produced to celebrate the 8-hour day, and which date back to the 1880s. Their historical and social importance has been further recognised by their recent inclusion on the Victorian Heritage Register. Each banner can be seen as a historical document depicting the crafts and trades at a particular moment in time that reflect the achievements of the trade union movement in Victoria and the world.

Acknowledgements

Credits With permission of the Construction, Forestry, Mining and Energy Union, Victorian Branch
Reproduced courtesy of Museum Victoria
Creator W Warby, designer, 1888
W G Dunstan, artist, 1914

With permission of the Construction, Forestry, Mining and Energy Union, Victorian Branch. Reproduced courtesy of Museum Victoria. Designed by W Warby.

National Archives of Australia



The vast collection of items in the National Archives reflects the actions, decisions and interactions of the Australian Government. TLF has licensed hundreds of these items for inclusion in the pool of digital curriculum content.

You can use the search options in your educational jurisdiction's gateway to TLF to view the full list of digital content available from the National Archives of Australia.



TLF ID:
R3002

The first Anzac Day Parade in Brisbane, 1916

This is a photograph of the first Anzac Day march held in Brisbane on 25 April 1916 to mark the first anniversary of the landing of the Australian and New Zealand troops on Gallipoli Peninsula, Turkey. It shows soldiers on horseback who are watched by an enormous crowd lining the street. The building is decorated with flags, pennants and a banner that reads 'ENLIST NOW'.



From the collection of the National Archives of Australia. Photograph by Postmaster-General's Department.



TLF ID:
R2275

'Has your kitchen gone to war?'

This is an example of a poster being used to deliver messages from the government to its citizens during the Second World War (1939–45). It promotes the purchase of lamb, implying that the housewife had a choice of meats – this indicates that the poster was produced prior to 1942, when food rationing was introduced; people were asked to strip away luxuries and much less food was available.



From the collection of the National Archives of Australia.



TLF ID:
R2735

Bob Hawke at a Canberra 'dismissal' rally, 1975 – asset 1

This shows an aspect of the event that is referred to as 'the dismissal'. On 11 November 1975, the Governor-General revoked Labor prime minister Gough Whitlam's commission to form a government. It shows ACTU President Bob Hawke speaking at the Canberra rally, fearful that strikes would lead to riots and urging restraint.



From the collection of the National Archives of Australia. Photograph by Australian Information Service.



National Film and Sound Archive

The National Film and Sound Archive holds more than one million audiovisual items dating from the 1890s to the present day. Newsreels, songs, home-movie footage and early silent-era films that document aspects of the Australian experience are represented within the collection. TLF has licensed hundreds of items for inclusion in the pool of digital curriculum content. Use the search options in your educational jurisdiction's gateway to TLF to view the full list of TLF digital content available from the National Film and Sound Archive.



TLF ID:
R4639

'Schoolboys aid war effort', 1941 – asset 1

This clip shows schoolboys constructing nets for use by the Australian Army during the War to conceal vehicles and gun emplacements. It is just one of the many activities undertaken by children to aid the war effort – collecting scrap metal, rubber, old clothes and canned foods, and making army training aids such as dummy grenades were other popular activities.



Stock Footage supplied courtesy of Film World Pty Ltd and Cinesound Movietone Productions. Produced by Cinesound Productions.



TLF ID:
R5128

Evonne Goolagong wins Wimbledon, 1971 – asset 1

This shows famous Australian tennis star Evonne Goolagong, the first Indigenous Australian to represent Australia in world tennis and win at Wimbledon. Goolagong is famous worldwide for her success as a tennis player. As a prominent Indigenous Australian in the 70s and 80s, she was also the subject of racist slurs and sometimes the subject of abuse from Indigenous people who accused her of forgetting her heritage.



Stock Footage supplied courtesy of Film World Pty Ltd and Cinesound Movietone Productions. Produced by Cinesound Movietone Productions.



TLF ID:
R6699

'Opening the Sydney Harbour Bridge: 1932' – part 1 of 9

A special public holiday was held for the opening of the Sydney Harbour Bridge and the largest crowd ever assembled in Sydney flocked to the city centre. About a million people walked over the Bridge on the day and it was reported that over 2,500 people fainted from the heat as they waited.



Stock Footage supplied courtesy of Film World Pty Ltd and Cinesound Movietone Productions. Produced by Cinesound Productions.

National Library of Australia



As Australia's largest reference library, the National Library of Australia preserves a wide variety of Australian artefacts and national treasures. It holds a comprehensive collection ranging from iconic photographs and prints to sheet music and ephemera. TLF has licensed hundreds of these items for inclusion in the pool of digital curriculum content.



TLF ID:
R3466

Convict uniform, 1830–49

This is an example of the 'magpie' convict suit used in Van Diemen's Land. 'Magpie' suits originated in 1814 when Governor Macquarie directed that male convicts who committed further crimes and were assigned to chain gangs should be clothed in 'party coloured dress half black and half white' to distinguish them from other convicts. His intention was to make the wearer stand out and prevent escape attempts.



Reproduced courtesy of National Library of Australia.



TLF ID:
R9373

'Australia's lie for Britain's sake', 1901

This cartoon, which was printed on the cover of the 28 September 1901 edition of the *Bulletin*, is a sarcastic commentary on 'Australia's lie' that some immigrants were excluded on the basis of literacy. In reality it was on the basis of colour. The 'lie' was implemented through a dictation test in which 50 words in any European language were read out and the immigrant had to write them down correctly. Legally, any immigrant could be selected to do the test. In reality only non-white people were chosen. Those who failed were refused entry or deported.



Reproduced courtesy of National Library of Australia.



TLF ID:
R4384

A proclamation to Indigenous Australians, 1829

This indicates the seriousness of the violence between Indigenous people and the growing white population of Van Diemen's Land (now Tasmania). In 1828, soldiers had the right to shoot or arrest any Indigenous person found in British areas. A government reward of £5 was offered for every Indigenous adult captured without injury and £2 for every child.



Reproduced courtesy of National Library of Australia.

National Museum of Australia

The National Museum of Australia is a museum of social history that explores the land, nation and people of Australia, including:

- Aboriginal and Torres Strait Islander history and culture
- Australia's history and society since European settlement in 1788
- the interaction of people with the environment.



TLF ID:
R10680

Australian flag from World Trade Center in New York, 11 September 2001

This Australian flag was among the items excavated from the site in the aftermath of terrorist attacks on the World Trade Center in New York on 11 September 2001. Although soiled and crumpled and with minor rips, the flag was discovered intact in the basement of the Marriott Hotel, which was destroyed by falling debris from the collapse of the Twin Towers.




Reproduced courtesy of National Museum of Australia. Photograph by National Museum of Australia.



TLF ID:
R10669

Ned Kelly's Jerilderie letter, 1879

This is the first page of a 40-page transcription by John Hanlon of Ned Kelly's Jerilderie letter, a confession and justification of his crimes, made in February 1879. Ned Kelly (1855–80) is the only bushranger known to have left a detailed written justification of his actions, and his 'manifesto' is regarded by some as an early call for a republican Australia.



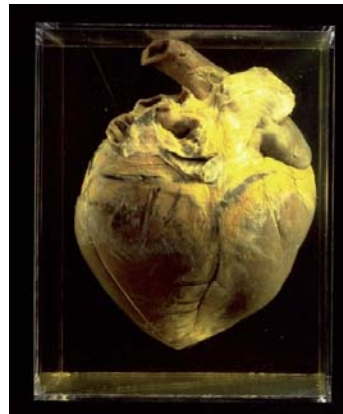
Reproduced courtesy of National Museum of Australia. Written by Ned Kelly. Photograph by National Museum of Australia.



TLF ID:
R10668

Phar Lap's Heart, 1932

This is the preserved heart of Phar Lap, a champion racehorse of the late 1920s and early 1930s. Phar Lap became a legendary national hero regarded by many people as Australia and New Zealand's greatest racehorse. Phar Lap's heart was a remarkable size, weighing some 6.2kg compared with a normal horse's heart at 3.2kg. His large heart was thought to be partly responsible for his stamina and success.



Reproduced courtesy of National Museum of Australia. Photograph by National Museum of Australia.

National Trust of Australia (Western Australia)



The National Trust of Australia (Western Australia) plays a pivotal role in heritage education and advocacy as well as the management of heritage sites throughout Western Australia. It offers unique learning opportunities that link history and heritage with the cultural, natural and built environment.

The National Trust (Western Australia) has made some of its images and memorabilia available in digitised form for distribution to schools.



TLF ID:
R4737

Outside the Cobb and Co booking office, Coolgardie, 1895–97

Cobb and Co met demand for transport to the gold fields and also carried mail and gold. At one time three coach companies existed at Coolgardie, but the arrival of the railway in 1896 made them unprofitable. There was no connection between this Western Australian company and Cobb and Co in Victoria, NSW and South Australia.




Photograph courtesy Battye Library.



TLF ID:
R4924

Arthur George Shelley at the 25 Mile Camp, 1894–95

This is an example of a typical prospector's camp of the time. It shows one of the prospectors who came to the region in the early days of a gold rush. Arthur George Shelley was originally a grazier in Victoria but came to Western Australia to find gold. He later opened a store and post office in the region with his wife Mary.




Reproduced courtesy of Griffiths and Coopes families.



TLF ID:
R5518

Grave of Tagh Mahomed, Coolgardie Cemetery, 2002

Many 'Afghans' moved to Western Australia's eastern gold fields to make a living following the gold rushes of the mid-1890s. 'Afghan' was a term used at that time by Europeans for any Muslim man wearing a turban. Most Afghans were cameleers and played an important role in providing transport and supplies to isolated regions. Some, like Tagh Mahomed, died on the gold fields.



Reproduced courtesy of National Trust of Australia (Western Australia).
Photograph by Gary Peters.

Northern Territory Library



The Northern Territory Library is the Northern Territory's major reference and research library, responsible for collecting, preserving and providing access to the Territory's documentary heritage and connecting people to the world of information.



TLF ID:
R10592

Saltwater crocodiles after being hunted, 1930s

This photograph shows four saltwater crocodiles after they have been killed in a hunt. The posed nature of the photograph reflects the attitudes to the killing of saltwater crocodiles at the time – the crocodiles are presented as a trophy or reward and are visible proof of the skills of the hunter.



Reproduced courtesy of Northern Territory Library.



TLF ID:
R10609

Aboriginal guides in the Thornycroft expedition, 1929

This photograph highlights the role of Indigenous people's knowledge of country in assisting in the search and rescue of non-Indigenous people. The men shown in this picture were involved in an expedition to recover the bodies of aviator Keith Anderson and his mechanic, Robert (Bob) Hitchcock, who died after their plane was forced down in the Tanami Desert in 1929.



Reproduced courtesy of Northern Territory Library.



TLF ID:
R10605

Darwin street scene after bombing raid, 1942

This photograph depicts a military truck driving past bomb-damaged buildings on Smith Street, Darwin, in late February 1942 after the first Japanese air raid. Darwin suffered significant damage during the first bombing raid by the Japanese. High-level and dive-bombers concentrated their attack on ships, the airfields, the post office and the waterfront area, severely damaging the wharves and parts of the town itself.



Reproduced courtesy of Northern Territory Library.

Powerhouse Museum



Powerhouse Museum holds a unique and diverse collection of more than 385,000 objects that span history, science, technology, design, industry, decorative arts, music, transport and space exploration. TLF has licensed hundreds of these items for inclusion in the pool of digital curriculum content.

A selection of Powerhouse Museum items useful for [Australian history](#) is described here. You can use the search options in your educational jurisdiction's gateway to TLF to view the content.



TLF ID:
R3498

A pioneer settler, 1905–17

This portrays the type of house that a bush settler might have had in the early 20th century. It shows the work necessary for settlers to make homes for themselves and their families. It emphasises the isolation and hardship of a settler's life, particularly for women.




Reproduced courtesy of Powerhouse Museum. Photograph by Charles Kerry and Co, Sydney.



TLF ID:
R5803

First Fleet convict love token, 1786–87

This token belonged to a convict who was sent to Australia on the First Fleet. Thomas Tilley was transported to Botany Bay on the convict transport ship *Alexander*. The First Fleet – led by Captain Arthur Phillip (1738–1814) – sailed from Great Britain in May 1787 to New South Wales to establish the first British colony in Australia. After serving his seven years, Tilley became a free settler and was granted land in NSW in 1794.



Reproduced courtesy of Powerhouse Museum.

The State Library of Queensland has made available to TLF digitised items from its extensive collection for inclusion in the pool of digital curriculum content.


Use the search options in your educational jurisdiction's gateway to TLF to view the range of content available from the State Library of Queensland.



TLF ID:
R7994

Russian immigrant couple disembarking from a ship at Brisbane, 1931

This photograph shows a Russian immigrant couple just after their arrival in Australia by ship. By the late 1930s there were approximately 3,000 Russians living in Queensland, the majority refugees from the Russian revolution.




Reproduced courtesy of State Library of Queensland.



TLF ID:
R8607

Female emigrants bound for Australia, 1834

The lithograph portrays some of the 2,700 single young women who, between 1833 and 1837, were supported by the British Government to migrate to Australia to escape overcrowded cities, unemployment, lack of opportunities and unfavourable gender balance. Australia promised a better life, improved conditions, opportunities and independence.



Reproduced courtesy of State Library of Queensland.



TLF ID:
R7997

Panning for gold on the Mulgrave River, c1888

The two goldmining techniques shown here – panning and sluicing – were used on gold fields that had plentiful water. Panning involves swirling dirt and water in a shallow pan to separate the lighter materials from heavier particles of gold. Sluicing involves shovelling earth into one end of a timber sluice box and using the flowing water to separate the fine gold from sand and gravel.



Reproduced courtesy of State Library of Queensland.

Themes







Opportunities for creating integrated themes and multidisciplinary units to enthuse students about Australia's past abound!

Drawing from the pool of digital content, teachers can combine learning objects and digital resources to build rich and diverse learning tasks. Some sample collections follow.

Life on the goldfields: Victoria and Western Australia (Years 5–6)

This collection provides opportunities for student exploration of life on the Victorian and Western Australian goldfields in the 19th century. Through interactive tasks and study of original photographs, students can compare and contrast aspects of miners' work, the tools and nature of mining, and the transportation and survival needs of miners in different regions of Australia.

Photographs and documents from the early days of gold exploration and mining in Australia provide opportunities for students to work with primary source materials. These items allow students to compare and contrast goldmining in different parts of the country, and can be used to develop students' visual literacy and higher-order thinking skills.

	 <p>Gold rush: level 2 TLF ID: L680 Students choose either alluvial or shaft mining, and must buy a permit, equipment and supplies appropriate for their chosen mining method on the Ballarat goldfields. Prices are given in pounds and shillings and a currency converter enables students to convert amounts to current dollar values. As they start their dig on the goldfields, students receive feedback advising whether or not their purchases have been appropriate. Students recognise the challenges that miners faced and the importance of the Gold rush era in shaping Australia's population during the mid- to late-1800s.</p>
 <p>Photograph courtesy Battye Library.</p>	 <p>Paddy Hannan's Miner's Right, 1893 TLF ID: R4926 This Miner's Right shows ownership over a mining claim and was required by law. It is issued to Paddy Hannan, who is credited with finding the first gold at Kalgoorlie, Western Australia.</p>
 <p>Reproduced courtesy of Eastern Goldfields Historical Society. Photograph by J Dwyer.</p>	 <p>Swampers on the road, 1890s TLF ID: R4923 This photograph shows ten men on a track and their various forms of transport, including camels, a bicycle and horse-drawn wagons. The transport was used to travel to and around Western Australia's eastern goldfields.</p>



Photograph courtesy Battye Library.



TLF ID:
R5510

Buying water at Dunnville, c1894

This photograph provides an example of the type of store found in outlying centres and features a horse-drawn cart which is delivering a supply of water.



Photograph courtesy Battye Library. Photograph by Archibald Sanderson.



TLF ID:
R4729

Family life on the gold fields, 1895

This photograph shows a family and their living conditions on the eastern goldfields in the early years of the Western Australian gold rush.



Photograph courtesy Battye Library.



TLF ID:
R4737

Outside the Cobb and Co booking office, Coolgardie, 1895–97

This photograph features a coach that was the only form of public transport to and from the Coolgardie goldfields before 1896.



Photograph courtesy Battye Library. Photograph by Roy Millar.



TLF ID:
R4731

Prospectors with camel team, c1895

This photograph depicts a gold-prospecting party typical of those that travelled across vast areas in search of quartz outcrops. Such parties used camels as transport for both people and supplies.



Photograph courtesy Battye Library.



TLF ID:
R5505

Sunday morning in camp, Coolgardie, 1895

This photograph shows a typical Sunday scene in Coolgardie's earliest days – Sunday was the weekly washday for both clothes and people on the goldfields.



Photograph courtesy Battye Library. Photograph by Archibald Sanderson.



TLF ID:
R5739

George Dainty, shopkeeper, 1896

This photograph shows the front of a shop in Coolgardie on the Western Australian goldfields in 1896. The shop sign indicates it sells bread, groceries and water.



Photograph courtesy Battye Library. Photograph by Thomas Pick.











TLF ID:
R4738


T'Othersiders Shop, 1899

This photograph introduces the term 't'othersiders', the name given to people who went from the eastern states of Australia to Western Australia at the time of the gold rush. It features a bakery, which was often one of the first businesses to open at outlying settlements.

Australia and the Second World War through a multimedia lens (Years 9–10)

This collection includes an interactive learning object, speeches, documentaries, songs, photographs, propaganda posters and films relating to Australia's involvement in the Second World War. It allows teachers to develop students' listening, visual and critical historical literacy skills.

	 <p>Nellie Gibson: life during wartime In this learning object, students can help a teenager put together a scrapbook of her experiences living in Perth during the Second World War. They can view family photographs, newspaper cuttings, documents and other souvenirs. There are also maps showing the locations of major battles fought during the Second World War in Europe, North Africa and the Pacific.</p> <p>TLF ID: L2386</p>
	 <p>Announcement of war, 1939 This is an audio file of prime minister Robert Menzies announcing, at 9.30 pm Eastern Standard Time on 3 September 1939, that Great Britain had declared war on Germany and that Australia was also at war.</p> <p>TLF ID: R1397</p>
 <p>Reproduced courtesy of National Film and Sound Archive. Produced by Commonwealth Film Laboratories.</p>	 <p>'While there is still time, 1943' This series of 11 video clips is taken from a dramatised 1943 black-and-white war propaganda film made to encourage Australians at home to work and save for the war effort.</p> <p>TLF ID: R6054– R6064</p>
 <p>From the collection of the National Archives of Australia.</p>	 <p>'The enemy thunders at our gates!' In this propaganda poster, prime minister John Curtin calls on Australians to play their part in the war effort.</p> <p>TLF ID: R2272</p>




The hand that waved a fan

The Japanese have always seemed remote from us, even when we meet them in Australia. They were a people of a story-book tradition. We thought of them in terms of cherry blossoms, goldfish, quail, blue teases, Fuji Mountains we saw them waving fans, and as we met them, they smiled and scraped and bowed. Somewhere there grew a feeling in our hearts of insincerity, and a misunderstanding that, behind his smile, the Japanese held for us feelings as cold, bitter-hate.


takes the dagger of the League of Blood


We've always despised them —
NOW WE MUST SMASH THEM!

 TLF ID: R2732


'The hand that waved a fan'
Produced by the Commonwealth Advertising Division of the Department of Information during the Second World War, this propaganda poster portrays the Japanese as cruel and murderous. Dehumanising the enemy is a common propaganda technique that is used to incite a country's citizens to hate the enemy, thereby justifying the need to kill enemy soldiers.


From the collection of the National Archives of Australia.



 TLF ID: R813

Back to Tipperary days
This song was composed and recorded by Jack Lumsdaine in 1939, five days after the outbreak of the Second World War. It is about Australian soldiers looking back on the First World War. The middle segment of the song refers to the outbreak of the Second World War.



 TLF ID: R2279

Second World War AAMWS recruitment brochure
This is a government recruitment brochure designed to encourage women to join the Australian Army Medical Women's Service (AAMWS), probably published in 1943. The brochure describes the types of jobs that were available and includes conditions of service and rates of pay.

From the collection of the National Archives of Australia.



 TLF ID: R820

'Digger', 1942
This is a patriotic Australian song composed and recorded by Jack Lumsdaine in March 1942. It contains a sung element celebrating the Australian soldier, and a spoken element describing the homesickness felt by an Australian overseas.



From the collection of the National Archives of Australia.


TLF ID:
R2273

'Fight! Fight! Fight!'

Produced by the Commonwealth Advertising Division, this poster calls for men and women to join the fight against the enemy on the front line or the home front to defend freedom.







TLF ID:
R2121


Our air raid shelter

This Second World War song is about a family's air raid shelter, which they built in case of the air attacks that Japan was expected to launch along the Australian coast. The song was composed and sung by Jack Davey and the recording was made on 16 April 1942.

Protests and land rights (Years 9–10)

This collection of photographs, a film clip and a learning object draws together historical resources relating to political activism by Indigenous Australians claiming recognition of native title.

 <p>Photo courtesy of Mitchell Library, State Library of NSW.</p>	<p>Making a difference: the Day of Mourning protesters</p> <p>TLF ID: L5207</p> <p>Prominent Indigenous Australian campaigners, including William Ferguson, William Cooper, Jack Patten, Margaret Tucker and Pearl Gibbs, organised a protest on Australia Day, 26 April 1938. They called for a Day of Mourning against the celebration of 150 years of European colonisation.</p>
 <p>From the collection of the National Archives of Australia. Photograph by William James Miidenhall.</p>	<p>King Billy outside Old Parliament House, 1927</p> <p>TLF ID: R3215</p> <p>This is a photograph of Aboriginal man Jimmy Clements (1847–1927), known as 'King Billy', standing outside Old Parliament House in Canberra in 1927. Jimmy Clements was a Wiradjuri Elder.</p> <p>He was one of only two Indigenous Australian men present at the opening of Old Parliament House in Canberra by the Duke and Duchess of York on 9 May 1927. He walked from Brungle Mission near Tumut in New South Wales to appear uninvited at the opening ceremony in order to demonstrate what he later described in the <i>Argus</i> newspaper as 'his sovereign rights to the Federal Territory'.</p>
 <p>From the collection of the National Archives of Australia. Photograph by Australian Information Service.</p>	<p>Protesters outside the Aboriginal Tent Embassy, 1974</p> <p>TLF ID: R2740</p> <p>This asset shows the Aboriginal Tent Embassy on the lawns of Parliament House (now Old Parliament House) in Canberra – set up on Australia Day in 1972 after the McMahon coalition government failed to recognise Aboriginal land rights. The Embassy existed intermittently until 1992 when it became a permanent fixture. The Embassy helped place land rights on the political agenda.</p>



Photograph courtesy of Office of Indigenous Policy Coordination. Photograph by Mervyn Bishop.



Gough Whitlam and Vincent Lingiari at Wattie Creek, 1975

TLF ID:
R6141

This photograph shows Australian prime minister Gough Whitlam pouring soil into the hands of Vincent Lingiari, an Elder of the Gurindji people in the Northern Territory. The photograph was taken during the ceremony in which the land at Wattie Creek was symbolically handed over to the Gurindji people. The Australian Government's 'Aboriginal Land Rights (Northern Territory) Act 1976', a significant milestone for Indigenous peoples, was enacted the year after the Wattie Creek ceremony.



Reproduced courtesy of National Library of Australia. Photograph by Louis Seselja.



'Sea of hands' protest, Canberra, 1997

TLF ID:
R3298

This is a colour photograph of a demonstration organised by Australians for Native Title and Reconciliation (ANTaR) in Canberra on 12 October 1997 as a 'show of hands' by Australians against the changes to the Native Title Act.

Political rhetoric and style – 30s, 40s and 50s (Years 9–10)

The items in this collection feature a variety of speeches, profiles and interviews with former Australian prime ministers Billy Hughes, Joseph Lyons, John Curtin, Ben Chifley and Robert Menzies. The items – some video clips, others sound files only – allow students to hear the voices of past political leaders and examine the ways in which these politicians used language, gestures and symbolism to convey their messages before the arrival of television.



Stock footage supplied courtesy of Film World Pty Ltd and Cinesound Movietone Productions.
Produced by Cinesound Productions.



TLF ID:
R4517

Empire Day, Sydney, 1934 – asset 1

This clip is taken from the weekly newsreel program *Cinesound review*. It shows an event in Sydney marking Empire Day, 24 May 1934. The former prime minister Mr W M Hughes begins a speech to a crowd of onlookers, urging the people of New South Wales to buy British and other 'Empire goods'.



Stock footage supplied courtesy of Film World Pty Ltd and Cinesound Movietone Productions.
Produced by Cinesound Productions.



TLF ID:
R4637

Prime Minister Lyons interviewed, 1937

This resource is an excerpt taken from a 1937 black-and-white *Cinesound review* newsreel. It shows the then recently re-elected prime minister, Joseph Lyons, being interviewed on the tarmac of Sydney airport. It illustrates politicians' increasing awareness in the late 1930s of how the media portrayed events and people. Lyons was the first prime minister to speak directly and conversationally to the viewer through the camera.



TLF ID:
R1397

Announcement of war, 1939

This is the broadcast made by the Australian prime minister Robert Menzies at 9.30 pm Eastern Standard Time on 3 September 1939. He announces that Great Britain had declared war on Germany and so Australia was also at war. The announcement was the beginning of Australia's involvement in the Second World War. It is a typical example of Menzies's voice, accent, choice of words and way of speaking.



Stock footage supplied courtesy of Film World Pty Ltd and Cinesound Movietone Productions.
Produced by Cinesound Productions.



TLF ID:
R5466,
R5467,
R5468,
R5469

'John Curtin is Australian Prime Minister', 1941 assets 1–4

These clips are from a weekly episode of *Cinesound review*, released for exhibition on 10 October 1941. They depict John Curtin on the day he was sworn in as the 14th prime minister of Australia. Curtin was a famous public speaker, having honed his skills on the soapbox in Melbourne from a relatively young age, but he was less comfortable behind the microphone and quite uncomfortable before the camera.



TLF ID:
R5470,
R5471,
R5472,
R5475,
R5476

'Man of the hour', 1943 – assets 1–6

These clips are from a black-and-white election campaign film, *Man of the hour*, produced by the Australian Labor Party in 1943 to support the Curtin government's re-election campaign. The film was shown in cinemas and was made before television brought such advertisements into Australian homes. It was part of a highly successful election strategy – the Curtin government was returned with an overwhelming majority.



TLF ID:
R963

Announcement of victory, 1945

This is the broadcast made by Australian prime minister Ben Chifley on 15 August 1945 to announce the surrender of Japan and the end of the Second World War in the Pacific. It provides a typical example of Chifley's voice, accent and way of speaking. The speech is preceded by Edward Elgar's *Pomp and circumstance march no 4*, demonstrating the use of well-known music to set the scene for important announcements.



Stock footage supplied courtesy of Film World Pty Ltd and Cinesound Movietone Productions. Produced by Cinesound Productions.



TLF ID:
R5290,
R5291

Menzies opens Australia's first nuclear reactor, 1958 – assets 1–2

These clips show the opening of Australia's first atomic reactor by the Australian prime minister Robert Menzies in April 1958. It reveals something of the original purpose of the reactor and of Australia's national pride at joining the atomic community. The clips are taken from an item in a weekly Cinesound newsreel program. Newsreels were shown in movie theatres and covered local and overseas current events. With the advent of nightly news broadcasts on television, the role of the newsreel declined and became obsolete.