




Sydney Region Apple iPad 2 Trial

What's really involved?

Let's get technical

A close-up photograph of a man's face, looking slightly to the right with a serious expression. The image is framed as if it were on an iPad screen, with a status bar at the top left showing '9:41 AM' and 'iPad 3G', and a home button at the bottom right. A white thought bubble with a blue outline is positioned in the upper left quadrant of the screen, containing the text 'OUR SCHOOL REALLY NEEDS TO GET INTO MOBILE COMPUTING!'.

OUR SCHOOL
REALLY NEEDS
TO GET INTO
MOBILE
COMPUTING!

image courtesy Joey Alaiza



IPADS ARE
POPULAR! WE'RE
GETTING IPADS!

image courtesy Joey Alaiza



SO WE BOUGHT
15 IPADS.
NOW WHAT?!



OMG
I THINK I NEED
HELP

Let's start again



9:41 AM

iPad 3G

What's the Ultimate Goal?



To have a set of however many iPads for use in class, each of which has all of the desired apps legally installed, with access to wireless internet and an ability to transfer work off and to be ready for use whenever anybody needs one.

...and WHY???

“iPad is a Consumer Device.”

- *When you get frustrated with how the iPads work in a shared environment, remember that you are shoe-horning a device that’s designed for a single user into a shared classroom setup.*
- There will be sharing issues, and until Apple addresses them, you will have to work around the issues.

9:41 AM

iPad 3G

Things to consider

- *App licencing and deployment*
- *Wireless access*
- *Sharing and saving work*
- *Ongoing maintenance*

An iPad is shown from a top-down perspective. The screen is black with the word "Apps." written in white, sans-serif font in the center. The iPad's status bar is visible at the top of the screen, showing the time "9:41 AM" and the signal strength "iPad 3G". The iPad's home button is visible on the right side of the device.

Apps.

App Store Terms & Conditions

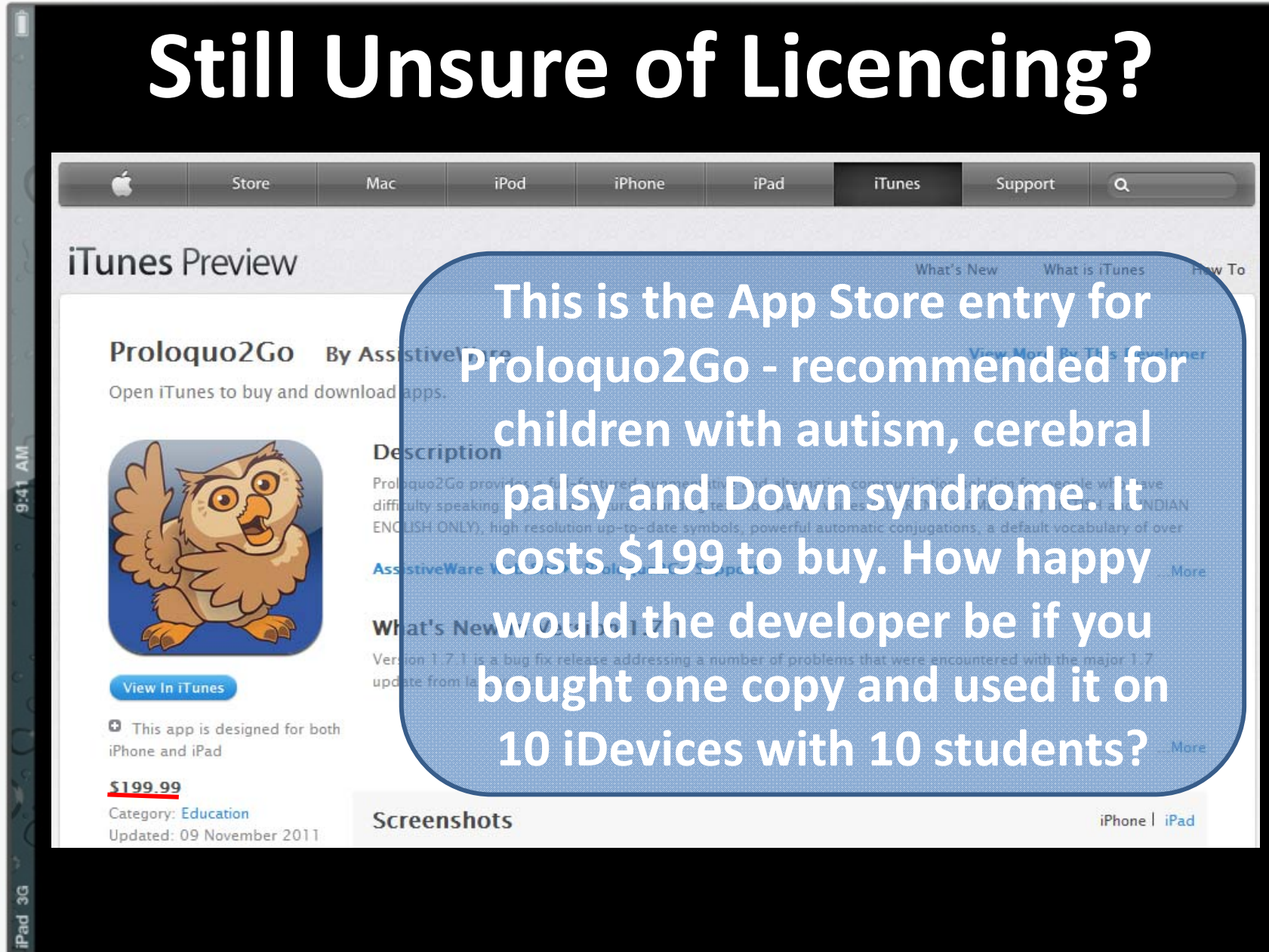
APP STORE PRODUCT USAGE RULES

(i) If you are an individual acting in your personal capacity, you may download and sync an App Store Product for personal, noncommercial use on any iOS Device you own or control.

(ii) If you are a commercial enterprise or educational institution, you may download and sync an App Store Product for use by either (a) a single individual on one or more iOS Devices used by that individual that you own or control or (b) multiple individuals, on a single shared iOS Device you own or control. For example, a single employee may use an App Store Product on both the employee's iPhone and iPad, or multiple students may serially use an App Store Product on a single iPad located at a resource center or library. For the sake of clarity, each iOS Device used serially by multiple users requires a separate license.


There is a misconception that it is OK in a school to use one iTunes Account to buy as many apps as you like and sync those apps to as many iPads or iPod Touches as you like. There is another misconception that you can sync up to 5 iDevices legally. In a school, you simply cannot. Some think, "Oh, but the Apps are only \$1.99 each. They won't mind. We're a school."

Still Unsure of Licencing?



Proloquo2Go By AssistiveWare

Open iTunes to buy and download apps.



[View In iTunes](#)

This app is designed for both iPhone and iPad

\$199.99

Category: Education
Updated: 09 November 2011

Description

Proloquo2Go provides a full featured communication solution for people who have difficulty speaking. It features a large number of symbols, a default vocabulary of over 1000 words, and a powerful automatic conjugation system. It is available in ENGLISH ONLY, high resolution up-to-date symbols, powerful automatic conjugations, a default vocabulary of over 1000 words, and a powerful automatic conjugation system.

AssistiveWare

What's New

Version 1.7.1 is a bug fix release addressing a number of problems that were encountered with the major 1.7 update from last year.

Screenshots

iPhone | iPad

This is the App Store entry for Proloquo2Go - recommended for children with autism, cerebral palsy and Down syndrome. It costs \$199 to buy. How happy would the developer be if you bought one copy and used it on 10 iDevices with 10 students?

Some Apple iPad Facts

You'd like that app on every one of your iPads?

In a school, you **MUST** have a **SEPARATE, UNIQUE** Apple iTunes Account for each of your iPads.

You **MUST** purchase **EACH** app for **EACH** account / iPad.

9:41 AM

iPad 3G

Some Apple iPad Facts



Before you can create an iTunes account, you need an email address. To create a second iTunes account, you need a second, different email address. To create a 15th iTunes account, you need a 15th different email address. Getting the necessary email addresses can be a big problem.

iTunes Account's Best Friend



- Create just ONE Gmail account
- Call it SchoolNameiPad – eg. BondiPSiPad
- Then create your unique iTunes accounts as:
 - BondiPSiPad+01@gmail.com
 - BondiPSiPad+02@gmail.com etc.
- All of these addresses will go back to the original Gmail account you created!

Some Apple iPad Facts

For paid apps, you will need either a credit card number against each iTunes account (*not recommended*), or purchase a SEPARATE iTunes Gift Card for EACH iTunes account.

Buying multiple Gift Cards can be a problem.

TOP GROSSING iPad APPS

 <p>1. Pages Productivity Released Apr 01, 2... ★ ★ ★ ★ ★ 239 Ratings</p> <p>INSTALL</p>	 <p>2. Angry Birds HD Games: Family Released Apr 01, 2... ★ ★ ★ ★ ★ 8827 Ratings</p> <p>INSTALL</p>	 <p>3. The Daily News Released Feb 02, 2011 ★ ★ ★ ★ ★ 2411 Ratings</p> <p>FREE</p>
 <p>4. Dead Space™ for iPad Games: Action Released Jan 25, 2011 ★ ★ ★ ★ ★ 573 Ratings</p> <p>\$9.99</p>	 <p>5. Smurfs' Village Games: Adventure Released Nov 11, 2010 ★ ★ ★ ★ ★ 37950 Ratings</p> <p>+ FREE</p>	 <p>6. Keynote Productivity Released Apr 01, 2... ★ ★ ★ ★ ★ 69 Ratings</p> <p>INSTALL</p>
 <p>7. Numbers Productivity Released Apr 01, 2... ★ ★ ★ ★ ★ 64 Ratings</p> <p>INSTALL</p>	 <p>8. LogMeIn Ignition Productivity Released Dec 16, 2008 ★ ★ ★ ★ ★ 473 Ratings</p> <p>+ \$29.99</p>	 <p>9. New York Post News Released Oct 14, 2010 ★ ★ ★ ★ ★ 22 Ratings</p> <p>\$1.99</p>
 <p>10. Quickoffice Connect ... Business Released Jun 10, 2010 ★ ★ ★ ★ ★ 215 Ratings</p> <p>\$14.99</p>	 <p>11. SCRABBLE for iPad Games: Board Released Apr 01, 2010 ★ ★ ★ ★ ★ 1575 Ratings</p> <p>\$9.99</p>	 <p>12. Documents To Go® ... Business Released Jun 14, 2009 ★ ★ ★ ★ ★ 278 Ratings</p> <p>+ \$16.99</p>

9:41 AM
iPad 3G

Getting Started

1. Consider your Naming convention. What will you call your iPads? In Sydney Region's Trial, we called them SRiPad+01 through SRiPad+75

3. Create a master email account for your iPad set using GMail. eg. sripad@gmail.com

2. Label all your iPads clearly with their names. We used Brother stick-on labels

4. Create individual iTunes accounts WITHOUT a credit card. Instructions here:

<http://support.apple.com/kb/ht2534>

Getting or Buying Apps

5. Dedicate one computer (PC/Mac) to host the separate iTunes Libraries for each iPad. Install the latest version of iTunes

7. Create a new unique Library named after the first iPad, then apply the first Gift Card

6. Start iTunes while holding down SHIFT key (Win) or OPTION key (Mac)

8. Purchase all desired apps directly in iTunes and apply them to the iTunes account. When done, plug in the iPad and sync the purchased apps

9:41 AM

iPad 3G

Managing Multiple iPad Libraries on one Computer



Hold down SHIFT when starting iTunes



Hold down OPTION when starting iTunes



With iOS5, you can connect wirelessly via the NSW DEC network infrastructure directly with each iPad to the App Store and make your purchases using each iTunes account. No syncing is required and App updates can be applied directly on the device. But we strongly recommend that students are not told the iTunes account password!

Wouldn't it be nice...

App Store Volume Purchase Program

The App Store Volume Purchase Program allows educational institutions to purchase iOS apps in volume and distribute the apps to their users.

Program Benefits

With the App Store Volume Purchase Program, your educational institution can buy iOS apps in volume using a Volume Voucher, credit card, or PCard, then distribute the apps to multiple devices.* If your institution is tax exempt, you will not be charged sales tax when you purchase apps. The program also allows app developers to offer special pricing for purchases of 20 apps or more.

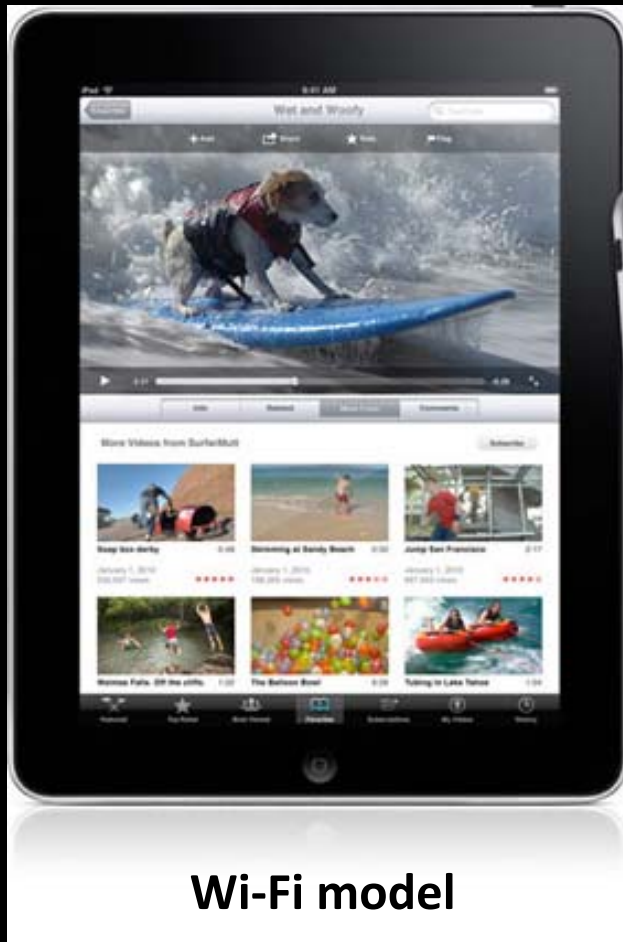


IF THIS WERE AVAILABLE IN AUSTRALIA TOO?



Wireless.

Wi-Fi iPad at School



Wi-Fi model



DEC Authenticated Proxy/Filter

School's Cisco Router



School
Wireless
Access Point



If you're in a high school...

No sweat.

iPad connection works fine with DER wireless.

SR Supported Wireless Access Points



HP Procurve MSM 410 with Power Injector.

Used for portable situations
where the access point
moves with the iPads.



Aruba IAP-105.

Used in fixed situations
Where wireless access
is needed across
a wider number
of rooms.

For either of these, please ask for advice before buying.

9:41 AM

iPad 3G

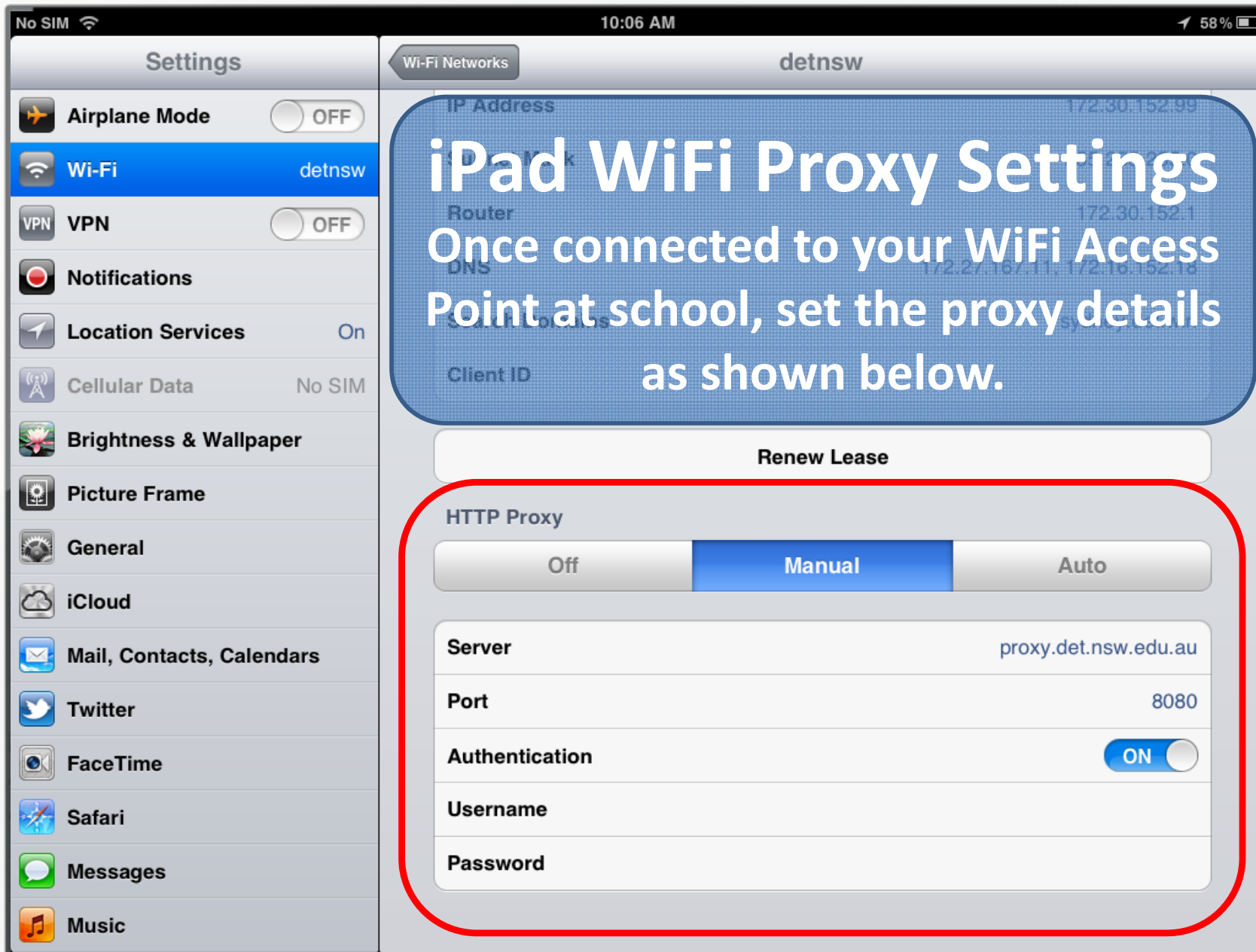
What you shouldn't get




Any Wireless ROUTER.

These are designed for home use.
Your school already has a really important router.
Plugging another one into your school's network
can stuff things up. Please DON'T.

Remember, if you need wireless, please ask for advice before buying.



An iPad is shown from a top-down perspective. The screen is black with the text "Sharing and saving work." centered in white. The iPad's status bar is visible at the top of the screen, showing "iPad 3G" on the left, "9:41 AM" in the center, and a battery icon on the right. The iPad's home button is visible on the right side of the device.

Sharing and
saving work.



So you've created something. You took some photos, you made a comic, you typed out a narrative and you edited a video. But now someone else needs to use "YOUR" iPad. How can you easily get your stuff off or share with the teacher?

Sharing your work on a big screen



A good option to allow students to display their work for the rest of the class.

Apple iPad VGA Adaptor





Email your work.
As long as your apps allow it, then emailing your work is the easiest option. In a shared setup, use this guide <http://tinyurl.com/ipadmailout>

An iPad is shown from a top-down perspective, displaying a black screen with the word "Maintenance." in white, sans-serif font centered on it. The iPad's status bar is visible at the top of the screen, showing the time "9:41 AM" and the text "iPad 3G". The iPad's physical home button is visible on the right side of the device.

Maintenance.

Keep your iPads protected.

When buying your iPads, factor in the cost of covers and even thin-film screen protectors. If you want to prolong the life of your iPads, these are essential.



9:41 AM

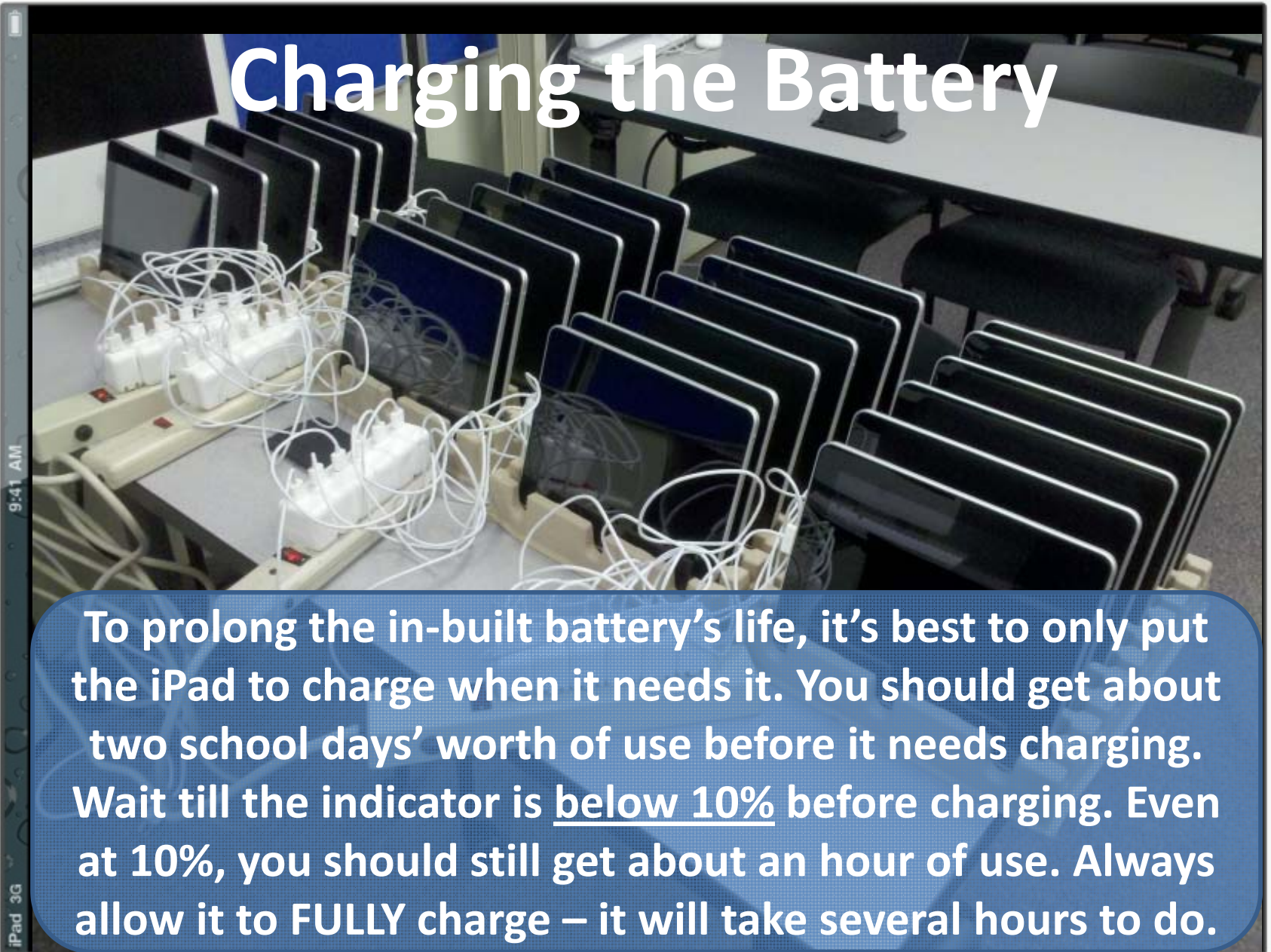
iPad 3G



Updating Installed Apps

The more apps you have installed, the more apps you'll need to keep updated. It is easiest to update from the App Store on each device, but in order to do so, you will need the Apple iTunes account details, therefore, this is definitely NOT a job for students to do.

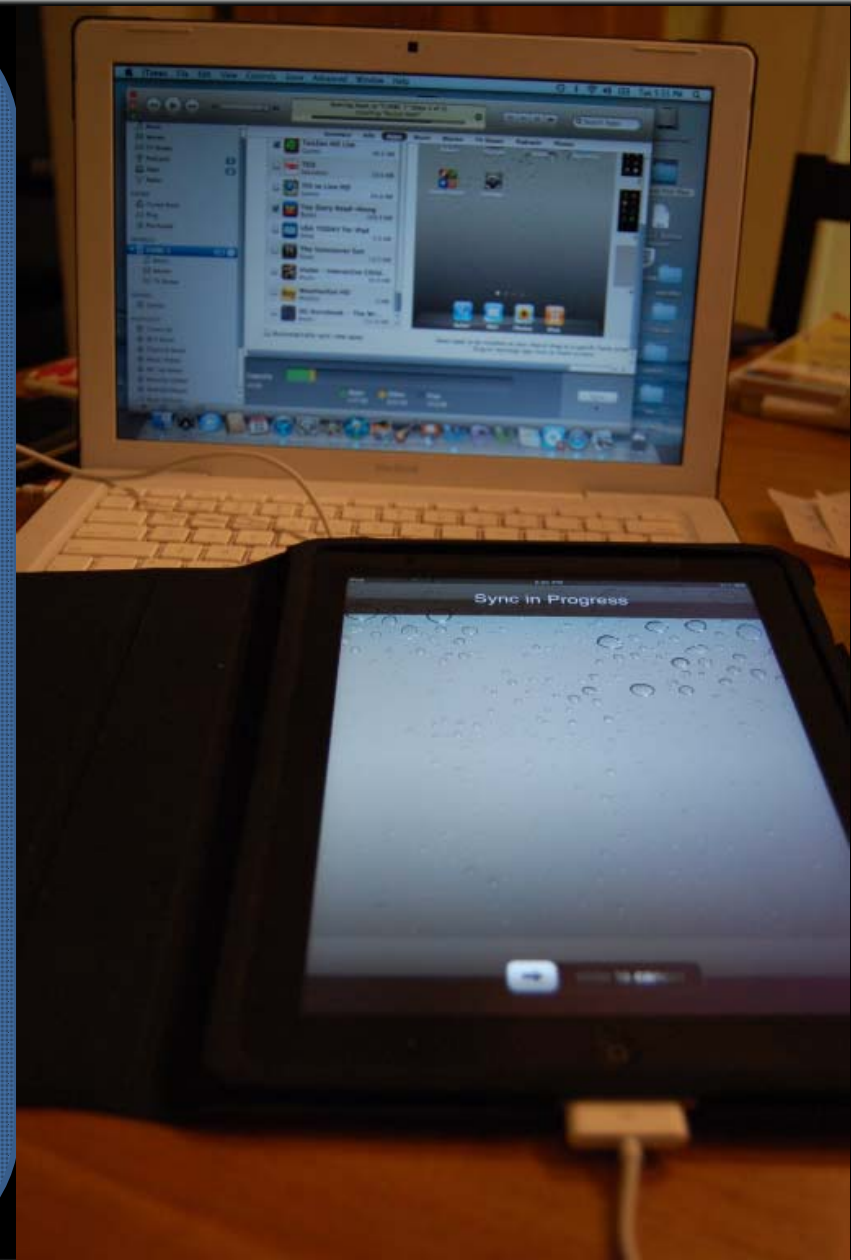
Charging the Battery



To prolong the in-built battery's life, it's best to only put the iPad to charge when it needs it. You should get about two school days' worth of use before it needs charging. Wait till the indicator is below 10% before charging. Even at 10%, you should still get about an hour of use. Always allow it to FULLY charge – it will take several hours to do.

Syncing the iPads

It's very important to regularly sync each iPad back to its host iTunes Library. This will make a backup of all apps and data and allow for easy recovery in case there is a problem. Especially important prior to updates to the iOS.



Syncing Stations

Technically, you can use a syncing station to make all iPads the same, as long as you have legally bought all apps against separate iTunes accounts. Then, be aware that all iPads will have user data wiped every time you resync. You will also need an Apple computer to sync multiple iPads at the same time.

iOS 5



Upgrading to iOS5

This is a highly recommended update, but its installation is not a trivial matter. Sydney Region IT Services have worked out an offline install process which brings the timeframe down to about 15 minutes each (after a sync backup) . Otherwise it's an 800MB download per iPad. Contact us for more details on this procedure.



Known Issues.

It's not there. Live without it.



Which iOS?



=



Almost all Apps that require Internet will not work with our proxy



=



Most Apps that require Internet will work with DEC's Authenticated Proxy



IPAD PRINTING

Problem solved.

Actually, there are other ways to allow for printing from iPads, but it usually requires dedicated hardware such as special model printers or software running on computers.

Sharing iPads means sharing your stuff



Pages



Keynote



Photos



ComicLife



Mail



Facebook



Twitter



Videos

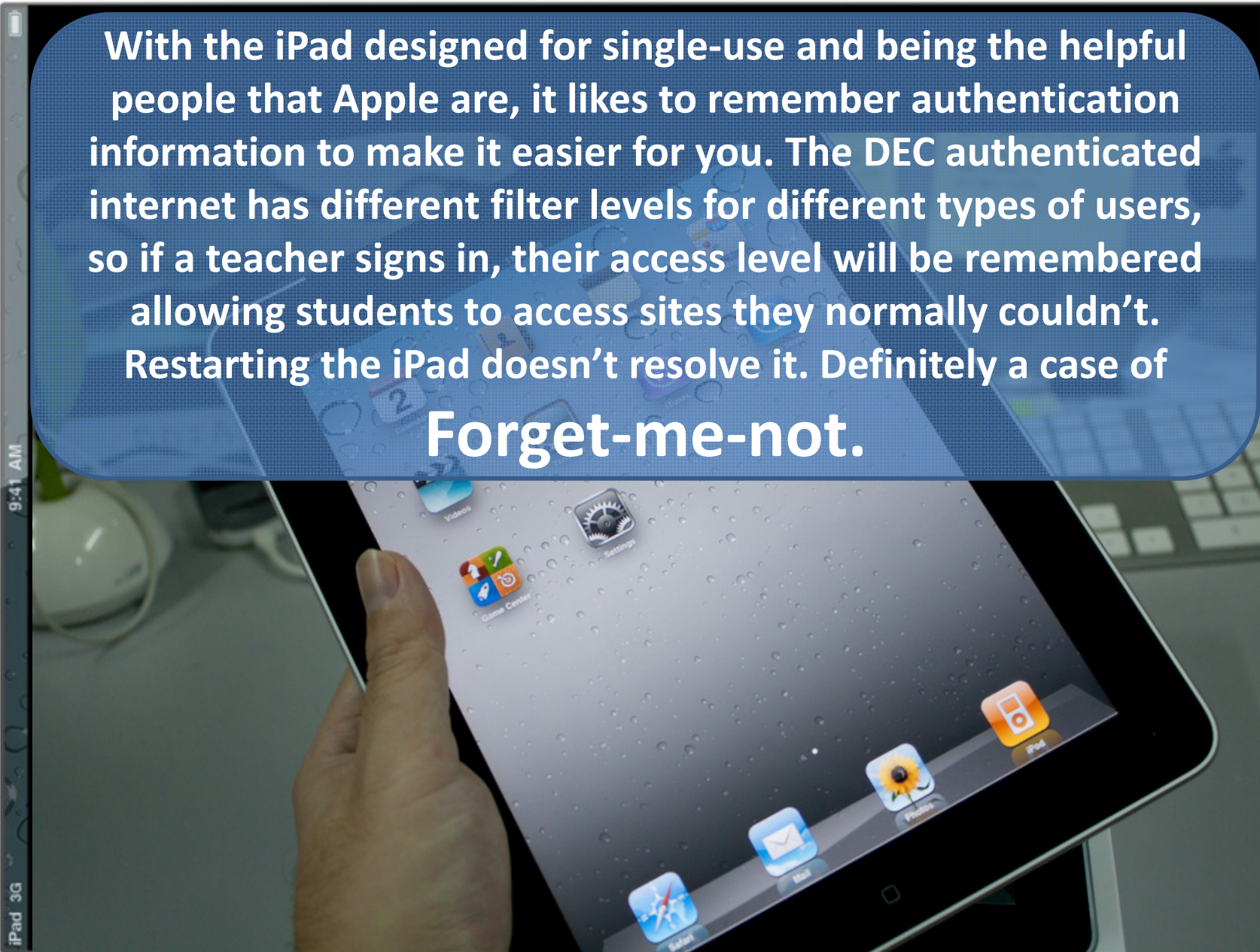
Plus every other app that you put your own work into



Unless you remember to set Restrictions against it, there is nothing to stop a student from deleting any or all apps on the iPad, meaning either a recovery from the last backup, or a re-download of each app. Other Restrictions can be set, but this needs to be done on each iPad. OSX Lion Server and Casper can assist.

With the iPad designed for single-use and being the helpful people that Apple are, it likes to remember authentication information to make it easier for you. The DEC authenticated internet has different filter levels for different types of users, so if a teacher signs in, their access level will be remembered allowing students to access sites they normally couldn't. Restarting the iPad doesn't resolve it. Definitely a case of

Forget-me-not.



BUT, YOU CAN GET THE iPad TO FORGET!

Before handing the iPad to another user:

- Double-press the Home button
- The apps running in the background will appear below
- Scroll across until you find Safari and hold your finger on it
- When the **red -** appears, press it to terminate Safari

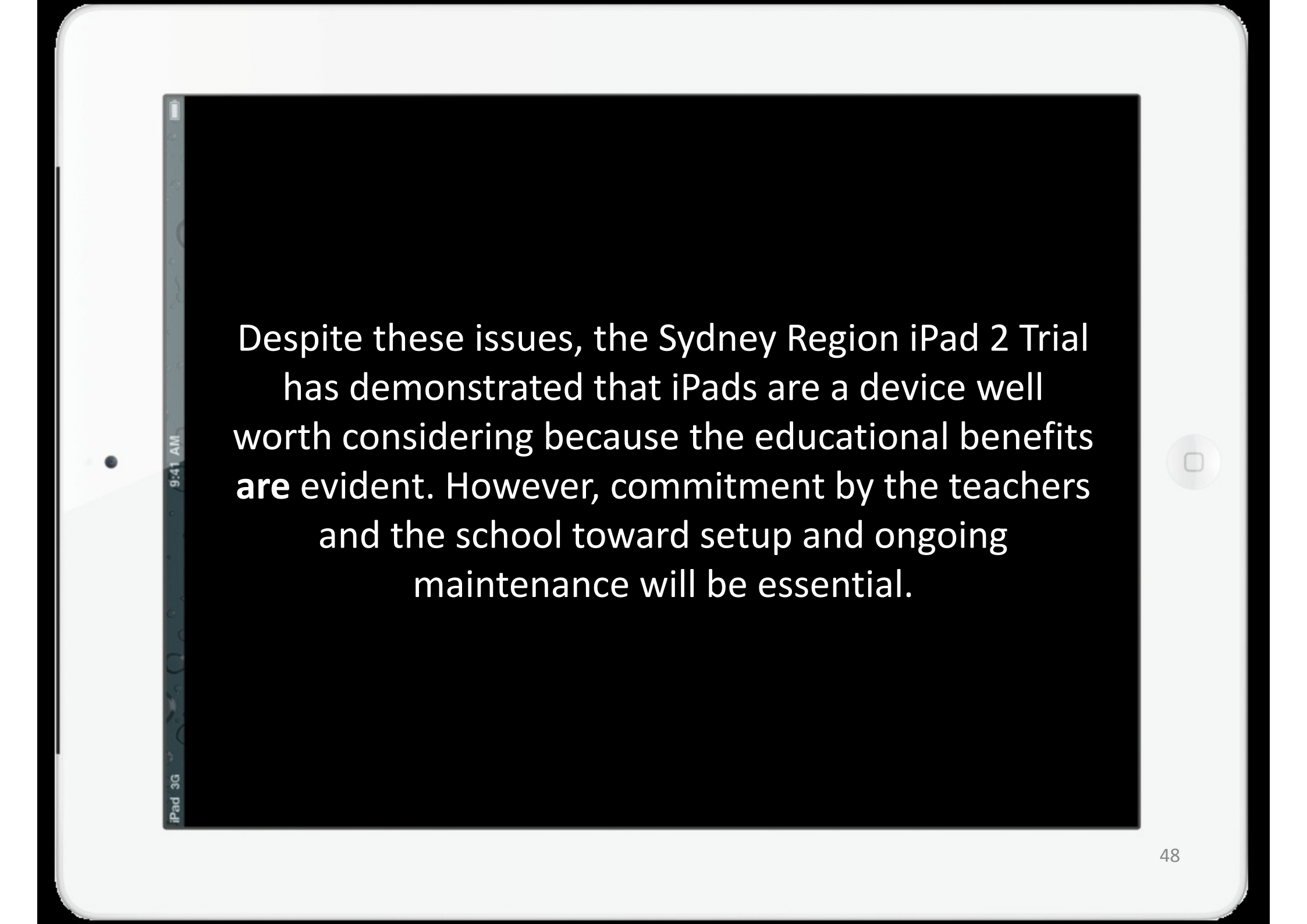


DEC iPad Technical Support

Unfortunately, aside from the Sydney Region iPad Trial, iPads are not currently a supported product in NSW DEC.



Be prepared to be a self-supported site

An iPad 2 is shown with a white bezel and a black screen. The screen displays a slide with white text. On the left side of the screen, there is a vertical status bar with the text "iPad 3G" at the bottom and "9:41 AM" at the top. The text on the slide reads: "Despite these issues, the Sydney Region iPad 2 Trial has demonstrated that iPads are a device well worth considering because the educational benefits are evident. However, commitment by the teachers and the school toward setup and ongoing maintenance will be essential." The iPad has a circular home button on the right side of the bezel.

Despite these issues, the Sydney Region iPad 2 Trial has demonstrated that iPads are a device well worth considering because the educational benefits **are** evident. However, commitment by the teachers and the school toward setup and ongoing maintenance will be essential.

The Sydney Region iPad2 Trial Acknowledgements

- Banksmeadow Public School
- Carlton Public School
- Plunkett Street Public School
- Sydney Region IT Services Unit (Schools)
- Dr Phil Lambert (RD) / Gavin Patterson (SED)
- Lena Arena / Arianne Skapetis
- Apple Australia